

BSES

BSES Yamuna Power Limited

Shakti Kiran Building, Karkardooma,

Delhi - 110032, India

CIN : U40109DL2001PLC111525

Tel. : +91 11 4124 7111

Fax : +91 11 4124 9765

www.bsesdelhi.com



Ref: RA/BYPL/2024-25/104

Date: 30.07.2024

To,
The Secretary
Delhi Electricity Regulatory Commission
Viniyamak Bhavan, Shivalik
Malviya Nagar
New Delhi-110017

Sub: Power Purchase Adjustment Charges (PPAC) for April, May and June, 2024

Ref: Delhi Electricity Regulatory Commission (Business Plan) Regulations, 2023 and Tariff Order dated 30.09.2021

Dear Sir,

We refer to Regulation 30 of Delhi Electricity Regulatory Commission (Business Plan) Regulations, 2023, which provides for the mechanism for recovery of Power Purchase Cost Adjustment (**PPAC**). The relevant extract is as below:

“30. MECHANISM FOR RECOVERY OF POWER PURCHASE COST ADJUSTMENT CHARGES

The mechanism for recovery of Power Purchase Cost Adjustment Charges (PPAC) in terms of the Regulation 134 of the DERC (Terms and Conditions for Determination of Tariff) Regulations, 2017 from FY 2023-24 to FY 2025-26 of the Distribution Licensees shall be as follows:

.....
(4) *The treatment of PPAC computation as per the specified formula shall be as follows:*

a) *in case PPAC does not exceed 5% for any quarter, the Distribution Licensee may levy PPAC at 90% of computed*



BSES Yamuna Power Limited

Shakti Kiran Building, Karkardooma,

Delhi - 110032, India

CIN : U40109DL2001PLC111525

Tel. : +91 11 4124 7111

Fax : +91 11 4124 9765

www.bsedelhi.com

Ref: RA/BYPL/2024-25/104

Date: 30.07.2024

To,
The Secretary
Delhi Electricity Regulatory Commission
Viniyamak Bhavan, Shivalik
Malviya Nagar
New Delhi-110017

Sub: Power Purchase Adjustment Charges (PPAC) for April, May and June, 2024

Ref: Delhi Electricity Regulatory Commission (Business Plan) Regulations, 2023 and Tariff Order dated 30.09.2021

Dear Sir,

We refer to Regulation 30 of Delhi Electricity Regulatory Commission (Business Plan) Regulations, 2023, which provides for the mechanism for recovery of Power Purchase Cost Adjustment (**PPAC**). The relevant extract is as below:

"30. MECHANISM FOR RECOVERY OF POWER PURCHASE COST ADJUSTMENT CHARGES

The mechanism for recovery of Power Purchase Cost Adjustment Charges (PPAC) in terms of the Regulation 134 of the DERC (Terms and Conditions for Determination of Tariff) Regulations, 2017 from FY 2023-24 to FY 2025-26 of the Distribution Licensees shall be as follows:

....

(4) The treatment of PPAC computation as per the specified formula shall be as follows:

a) in case PPAC does not exceed 5% for any quarter, the Distribution Licensee may levy PPAC at 90% of computed

- PPAC with prior intimation to the Commission without going through the regulatory proceedings.*
- b) *in case PPAC exceeds 5% but does not exceed 10% for any quarter, the Distribution Licensee may levy PPAC of 5% and 75% of balance PPAC (Actual PPAC% - 5%) with prior intimation to the Commission without going through the regulatory proceedings.*
 - c) *in case PPAC exceeds 10% for any quarter, the Distribution Licensee may levy PPAC as per sub-regulation (a) and (b) as above without going through the regulatory proceedings and shall file an application for prior approval of the Commission for the differential PPAC claim (Actual PPAC% - 8.75%).*
 - d) *The Distribution Licensee shall file Petition only for their claim of PPAC.*

(5) The Distribution Licensee shall upload the computation of PPAC on its website before the same is levied in the consumers' electricity bills prospectively..."

In this regard, we would also like to bring to the notice of this Hon'ble Commission that NTPC has billed Rs. 119 Cr. towards past arrears (FY 2014-19) for Badarpur Power Thermal Station (BTPS) to BYPL in terms of CERC's Order dated 14.04.2024. The said station was a part of base cost of PPAC during the past Tariff Orders of the Hon'ble Commission.

Accordingly, the PPAC for the period April – June, 2024 (i.e. Q1 of FY 2024 – 2025) is computed at 19.25%. If the above arrears of BTPS are not considered, our PPAC for the period April – June, 2024 (i.e. Q1 of FY 2024 – 2025) is computed at 10.81%.

Moreover, in terms of Rule 14 of Electricity Rules, 2005 (as amended by Electricity (Amendment) Rules, 2022) our computed PPAC is 21.48% (with BTPS arrears) and 13.26% (without BTPS arrears) respectively.

The detailed computations are enclosed as **Annex – 1**. Other details like the Power Purchase Audited statement and SLDC accounts are enclosed as **Annex – 2** for reference. A copy of the bills received from NTPC towards these BTPS arrears are enclosed as **Annex – 3**.

Further, the Hon'ble Commission vide its common Order dated 20.06.2024 while approving PPAC for Q-3 and Q-4 of FY 2023-24 had continued the existing PPAC of 31.60% to avoid a tariff shock for the consumers. The relevant extract of the said order is reproduced below:

"12. In view of above, the Commission accords approval of PPAC for Q3 & Q4 FY 2023-24 as follows:

Sr. No.	Description	PPAC Claimed	PPAC Allowed
A	Q-3 FY 2023-24	10.09%	10.01% (11.33%+7.43%-8.75%)
B	Q-4 FY 2023-24	34.09%	34.07% (6.46%+7.43%-6.10%+26.28%)
C	Total PPAC to be recovered C=A+B		44.08%
D	Ongoing PPAC as per Commission Order dated 8/03/2024 applicable till 20/06/2024		31.60%
E	PPAC allowed (Lower of (D), (C))		31.60%

As evident from the above, even though as per the Hon'ble Commission's own calculations, the PPAC to be actually recovered was more. This eventually left us with an unrecovered PPAC of 12.48% (44.08%-31.60%).

Additionally, this Hon'ble Commission vide its Tariff Order dated 30.09.2021 for BYPL had considered a PPAC of 7.43% equivalent to Rs. 512.14 Cr. for meeting the revenue gap arising in the Annual Revenue Requirement (ARR) for FY 2021-22. The relevant extracts are under:

**“Table 4.71: Commission Approved: Revenue (Gap) for FY 2021-22
(Rs. Cr.)**

Sr. No.	Particulars	Amount
A	ARR	4461.43
B	Carrying Cost for FY 2021-22	280.15
C	PPAC Cost Subsumed	18.40
D	Revised ARR	4759.98
E	Revenue at Revised Tariff	4259.40
F	Revenue from PPAC	512.14
G	Total Revenue	4771.54
H	Revenue (Gap)/ Surplus	11.56

As it is evident from the above table, entire PPAC of 7.43% has been utilized to meet the fixed cost recovery forming part of ARR of FY 2021-22. In the past, the Hon'ble Commission has allowed PPAC including 7.43% along with other quarterly PPAC.

In view of the above, the actual PPAC required for recovering of the Power Purchase Cost is 39.16% (i.e. 19.25%+ 7.43% + 12.48%) in terms of Hon'ble Commission (including BTPS arrears) and 41.39% (i.e. 21.48%+ 7.43% + 12.48%) in terms of Rule 14 of Electricity Rules, 2005 (as amended by the Electricity (Amendment) Rules, 2022).

In any event and without prejudice to the above, given that the Hon'ble Commission vide its Order dated 19.01.2024 has withdrawn its directions issued in para 2 of its earlier Order dated 21.07.23 for all DISCOMs including BYPL, hence BYPL will levy the suo-motto capped PPAC of 8.75% (in terms of DERC's Business Plan Regulations, 2023) on the bills of all consumers from the billing cycle w.e.f. 01.08.2024 for a period of 3 months.

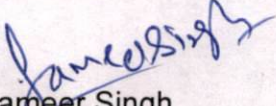
For the balance/differential PPAC, we shall be filling a separate petition before Hon'ble Commission.

In view of the above, we shall upload PPAC computation on our website before the same is levied on the consumers' electricity bills.

This is submitted for the kind information of the Hon'ble Commission.

Thanking You,
Yours faithfully

For BSES Yamuna Power Limited


Sameer Singh
(DGM- Regulatory Affairs)

Encl: As above

Annexure-1

BYPL PPAC % Calculation for Apr - Jun - 24

Sr No	Parameters	DERC Methodology	As per MOP
1	A (in Kwh)	2,356.43	2,418.28
2	B (in Kwh)	249.35	298.43
3	C (in Kwh)	1.31	1.44
4	D (Rs. Cr.)	139.83	139.83
5	E (Rs. Cr.)	172.41	172.41
6	Z	2,043.19	2,054.17
7	Distribution Loss	7.54%	7.54%
8	ABR	6.68	
9	Avg PPA base	3.54	3.54
10	PGCIL Loss	2.00%	2.00%
11	DTL Loss	0.92%	0.92%
12	Distribution Loss	7.54%	7.54%
13	Total unit sold other than Direct Consumer (Provisional figure)	298.43	298.43
14	Gross power Purchase	2,820.26	2,820.26
15	Avg PPC#	4.84	4.97
16	Base	3.54	3.54
16	PGCIL Losses	2.00%	2.00%
17	DTL Losses	0.92%	0.92%
18	Z	2,043.19	2,054.17
19	CGS	2,130.01	2,191.86
20	SGS	226.42	226.42
21	PPAC (nth Qtr) %= ((A-B)*C+(D-E)/ ((Z*(1-Distribution Loss in %/100)*ABR)	19.25%	21.48%
22	PPAC (excl. BTPS)	10.81%	13.26%

Excluding the Cost and Quantum of BTPS and Power Station whose cost is not approved in Base Cost

A Total unit procured in (n-1)th Qtr from power station having Long term PPA

(in KWH) -(To be taken from bills of the Genco issued to Discom)
 Proportionate bulk sale of power from power station having long Term

B PPA (in Kwh) = Total unit Sold(Other than sold to direct consumer KWH)
 in (n-1) Qtr/ Gross Power Purchase (Kwh) in (n-1) Qtr X A
 Actual Avg PPC (n-1) Qtr from bill - Projected avg PPC base from Tariff

C order

D Actual Transmission Charges

E Approved Transmission Charges

Z $\{[(\text{Power purchase from CGS having LTPP}) * (1 - \text{PGCIL loss in \%} / 100) + (\text{PP from Delhi Genco including BTPS})] * (1 - \text{DTL loss \%} / 100) - B\}$ in KWH

ABR Average Billing Rate

Annexure-2



Ravi Rajan & Co. LLP
Chartered Accountants

To
The Board of Directors
BSES Yamuna Power Limited
Shakti Kiran Building,
Delhi - 110032
INDIA

Independent Auditor's Certificate on the Power Purchase cost, Transmission and LDC charges for the quarter ended June 30, 2024.

1. We have been requested by BSES Yamuna Power Limited ("The Company"), having its registered office at the above mentioned address vide general mandate letter dated May 06, 2024, to certify the plant-wise details of fixed charges, variable charges, other charges and units purchased under long term Power Purchase Agreements (PPAs) for three months period from April 2024 to June 2024 on monthly and quarterly basis as referred in Annexure-1 (including Annexure 1.1, 1.2 and 1.3) for the Power Purchase Cost and Annexure-2 (including Annexure 2.1, 2.2 and 2.3) for the Transmission and Load Dispatch Centre (LDC) charges (hereinafter together referred to as the "Statement") for the purpose of onward submission to Delhi Electricity Regulatory Commission ("DERC").

The plant-wise details of fixed charges, variable charges, other charges and units purchased under long term PPAs are as provided to comply with the requirement of Tariff Order for the FY 2024-25 issued by DERC dated September 30, 2021.

The Transmission & LDC charges are as provided to comply with the requirement of Tariff Order for the FY 2024-25 issued by DERC dated September 30, 2021.

Management's Responsibility

2. The preparation of the statement is the responsibility of the Management of the Company including the preparation and maintenance of all accounting and other relevant supporting records and documents. This responsibility includes the design, implementation and maintenance of internal control relevant to the preparation and presentation of the statement and applying an appropriate basis of preparation; and making estimated that are responsible in the circumstances.
3. The management of the Company is also responsible for compliance with the requirements of the DERC as applicable.

Auditor's Responsibility

4. Pursuant to the requirements of the DERC, it is our responsibility to provide a reasonable assurance whether the power purchase, transmission and LDC charges mentioned in the Statements on monthly and quarterly basis are in agreement with the unaudited books of account.

BYPL | Independent Auditor's Certificate on the Power Purchase cost, Transmission and LDC charges for the Quarter Ended June 2024



505-A, 5th Floor, Rectangle 1, District Centre, Saket, New Delhi - 110 017
Phone : +91-11-40548860-62, ravirajan@sravigroup.com, ravirajan.co@gmail.com
Web : www.ravirajan.co.in

(Ravi Rajan & Co. LLP is a Limited Liability Partnership with LLP identity No. AAP-3344)



5. The following documents have been furnished by the Company:

- a) Plant wise details of units purchased and component wise power purchase cost (including claims and adjustment made by the parties related to earlier periods) for the quarter ended June, 2024 herewith as "Annexure-1" (initialled for the purpose of identification).
Month-wise details of the same from April 2024 to June 2024 have been given in the Annexure 1.1, 1.2 and 1.3 (initialled for the purpose of identification) respectively.
- b) The details of transmission and Load Dispatch Centre (LDC) charges (including claims and adjustments made by the parties related to previous months/periods) incurred by the Company for the quarter ended June, 2024 attached herewith as "Annexure-2" (initialled for the purpose of identification).
Month-wise details of the same from April 2024 to June 2024 have been given in the Annexure 2.1, 2.2 and 2.3 (initialled for the purpose of identification) respectively.
- c) Plant wise bills for the said three months period along with the revisionary bills for the earlier periods received by the Company during these three months period;
- d) Relevant extracts of the ledgers from books of accounts.

6. We have performed the following procedures:

- a) Verified the units purchased and component wise power purchase cost, as detailed in Annexure-1 (including Annexure 1.1, 1.2 and 1.3) from the bills received from the vendors and the books of account on test basis;
- b) Verified the transmission and LDC charges, as detailed in Annexure-2 (including Annexure 2.1, 2.2 and 2.3) from the bills received from the vendors and the books of account on test basis;
- c) Verified such other relevant documents/ records/ ledgers as deemed appropriate in this regard.

7. We conducted our examination of the Statement in accordance with the Guidance Note on Reports on Certificates for Special Purposes (Revised 2016) issued by The Institute of Chartered Accountants of India ("ICAI"). The Guidance Note requires that we comply with the ethical requirements of the Code of Ethics issued by the ICAI. We have not performed an audit, the objective of which would be the expression of an opinion on the financial statements, specified elements, accounts or items thereof, for the purpose of this Certificate.

8. We have complied with the relevant applicable requirements of the Standard on Quality Control for Firms that Perform Audits and Reviews of Historical Financial Information, and Other Assurance and Related Services Engagements issued by ICAI.

BYPL | Independent Auditor's Certificate on the Power Purchase cost, Transmission and LDC charges for the Quarter Ended June 2024





Opinion

9. Based on our examination, as above, and the information, explanations and representation given to us, we report that the details of power purchase stated in Annexure-1 (including Annexure 1.1, 1.2 and 1.3) and the details of transmission and LDC charges stated in Annexure-2 (including Annexure 2.1, 2.2 and 2.3) are in agreement with the unaudited books of accounts maintained by the Company.

Restriction on Use

10. The certificate is issued solely for the purpose of onward submission to DERC and should not be used by any other person or for any other purpose. Accordingly, we do not accept or assume any liability or any duty of care for any other purpose or to any other person to whom this certificate is shown or into whose hands it may come without our prior consent in writing. Ravi Rajan & Co. LLP shall not be liable to the Company, DERC or any other concerned for any claims, liabilities or expenses relating to this assignment, except to the extent of fees relating to this assignment. We have no responsibility to update this certificate for any events or circumstances occurring after the date of this certificate

For Ravi Rajan & Co. LLP
Chartered Accountants
ICAI Firm Registration No. : 009073N/N500320



Sachin Kumar Jindal
Partner
Membership No. : 531700
UDIN: 24531700BKFFYJ4848
Place: New Delhi
Date: July 25, 2024

Encl: Annexure -1 (including Annexure 1.1, 1.2 and 1.3); and
Annexure -2 (including Annexure 2.1, 2.2 and 2.3)

BYPL | Independent Auditor's Certificate on the Power Purchase cost, Transmission and LDC charges
for the Quarter Ended June 2024

3



BSES Yamuna Power Limited
Plant-wise details of units purchased and component-wise power purchase cost for April 24

Annexure 1.1


Sl. No.	Name of the Station	Bills pertaining to Current Month										Bills pertaining to previous months of current F. Y. received during the month													
		(₹. In Crores)					(₹. In Crores)					(₹. In Crores)					(₹. In Crores)								
		Units Purchased	Fixed Charges	Variable Charges	Incentive	Interest As per CEREC order	Interest As per CEREC order	Other Charges	Total Charges	Units Purchased	Fixed Charges	Variable Charges	Incentive	Interest As per CEREC order	Interest As per CEREC order	Other Charges	Total Charges	Units Purchased	Fixed Charges	Variable Charges	Incentive	Interest As per CEREC order	Interest As per CEREC order	Other Charges	Total Charges
V	THDC	-	-	-	-	-	-	-	-	-	-	-	-	-	-	-	-	-	-	-	-	-	-	-	-
1	Tehri	-	-	-	-	-	-	-	-	-	-	-	-	-	-	-	-	-	-	-	-	-	-	-	-
2	KOTESHWAR	-	-	-	-	-	-	-	-	-	-	-	-	-	-	-	-	-	-	-	-	-	-	-	-
	THDC Total	-	-	-	-	-	-	-	-	-	-	-	-	-	-	-	-	-	-	-	-	-	-	-	-
VI	Taha HEP	-	-	-	-	-	-	-	-	-	-	-	-	-	-	-	-	-	-	-	-	-	-	-	-
VII	DVC	-	-	-	-	-	-	-	-	-	-	-	-	-	-	-	-	-	-	-	-	-	-	-	-
1	Existing Units	12.76	1.64	4.97	0.00	0.00	0.05	6.66	21.88	6.66	0.05	0.00	0.00	0.00	0.00	0.00	6.66	21.88	6.66	0.00	0.00	0.00	0.00	0.00	
2	Mejla Units 6#	43.86	6.98	14.62	0.08	0.08	0.20	21.88	83.62	21.88	0.20	0.00	0.00	0.00	0.00	0.00	21.88	83.62	21.88	0.00	0.00	0.00	0.00	0.00	
3	CTPS 7 & 8	64.01	9.52	23.15	0.11	0.11	0.24	33.02	107.04	33.02	0.24	0.00	0.00	0.00	0.00	0.00	33.02	107.04	33.02	0.00	0.00	0.00	0.00	0.00	
4	MTTS #7	120.63	18.14	42.74	0.20	0.20	0.49	61.56	182.16	61.56	0.49	0.00	0.00	0.00	0.00	0.00	61.56	182.16	61.56	0.00	0.00	0.00	0.00	0.00	
	DVC Total	120.63	18.14	42.74	0.20	0.20	0.49	61.56	182.16	61.56	0.49	0.00	0.00	0.00	0.00	0.00	61.56	182.16	61.56	0.00	0.00	0.00	0.00	0.00	
VIII	Power stations in Delhi	-	-	-	-	-	-	-	-	-	-	-	-	-	-	-	-	-	-	-	-	-	-	-	-
1	IP Station	-	-	-	-	-	-	-	-	-	-	-	-	-	-	-	-	-	-	-	-	-	-	-	-
2	Rajghat	1.46	1.01	1.92	-	-	-	2.93	5.39	2.93	-	-	-	-	-	-	2.93	5.39	2.93	-	-	-	-	-	
3	GAS TURBINE	3.67	1.93	3.88	-	-	-	5.81	11.28	5.81	-	-	-	-	-	-	5.81	11.28	5.81	-	-	-	-	-	
4	Fragali-1	34.72	19.65	20.77	-	-	-	40.42	75.14	40.42	-	-	-	-	-	-	40.42	75.14	40.42	-	-	-	-	-	
5	Bawana	39.85	22.59	26.58	-	-	-	49.17	91.62	49.17	-	-	-	-	-	-	49.17	91.62	49.17	-	-	-	-	-	
	Power stations in Delhi Total	39.85	22.59	26.58	-	-	-	49.17	91.62	49.17	-	-	-	-	-	-	49.17	91.62	49.17	-	-	-	-	-	
IX	ARAVALI	30.88	6.33	13.94	-	-	-	20.99	51.14	20.99	-	-	-	-	-	-	20.99	51.14	20.99	-	-	-	-	-	
X	SASAN	162.24	2.10	18.65	-	-	-	2.25	184.24	2.25	-	-	-	-	-	-	2.25	184.24	2.25	-	-	-	-	-	
XI	SECI	25.00	-	7.10	-	-	-	7.10	32.10	7.10	-	-	-	-	-	-	7.10	32.10	7.10	-	-	-	-	-	
	SECI - Srac KRPL	18.75	-	4.58	-	-	-	4.58	23.33	4.58	-	-	-	-	-	-	4.58	23.33	4.58	-	-	-	-	-	
	SECI - Thar Surya 1	10.59	-	2.84	-	-	-	2.84	13.43	2.84	-	-	-	-	-	-	2.84	13.43	2.84	-	-	-	-	-	
	SECI - SRSR PCPL	2.90	-	0.70	-	-	-	0.70	3.60	0.70	-	-	-	-	-	-	0.70	3.60	0.70	-	-	-	-	-	
	SECI - EDEN RCPL	10.87	-	2.83	-	-	-	2.83	13.70	2.83	-	-	-	-	-	-	2.83	13.70	2.83	-	-	-	-	-	
	SECI - Kija (SM) PL	10.86	-	2.83	-	-	-	2.83	13.69	2.83	-	-	-	-	-	-	2.83	13.69	2.83	-	-	-	-	-	
	SECI - Aligarh EPL	11.42	-	2.88	-	-	-	2.88	14.30	2.88	-	-	-	-	-	-	2.88	14.30	2.88	-	-	-	-	-	
	SECI - EDEN MSPL	3.64	-	2.00	-	-	-	2.00	5.64	2.00	-	-	-	-	-	-	2.00	5.64	2.00	-	-	-	-	-	
	SECI - EDEN MSPL	91.13	-	25.13	-	-	-	25.13	116.26	25.13	-	-	-	-	-	-	25.13	116.26	25.13	-	-	-	-	-	
	SECI Total	91.13	-	25.13	-	-	-	25.13	116.26	25.13	-	-	-	-	-	-	25.13	116.26	25.13	-	-	-	-	-	
XII	Delhi MSW Solutions Ltd	3.00	-	2.11	-	-	-	2.11	5.11	2.11	-	-	-	-	-	-	2.11	5.11	2.11	-	-	-	-	-	
XIII	Tehriand WTEPL	3.96	-	1.88	-	-	-	1.88	5.84	1.88	-	-	-	-	-	-	1.88	5.84	1.88	-	-	-	-	-	
	GRAND TOTAL	736.07	88.11	205.58	0.91	-	-	4.43	1030.09	299.03	0.90	0.00	0.00	0.00	0.00	0.00	4.43	1030.09	299.03	0.00	0.00	0.00	0.00	0.00	

The Grand total matched with the arithmetic total arrive at without rounding off, however due to rounding off the arithmetic total of figures stated in million units, ₹s. in crores may show a slight variance. Transmission Charges has been shown separately as Annexure-2.

BSES Yamuna Power Limited
Plant-wise details of units purchased and component-wise power purchase cost for April'24

Annexure I.1

Sl. No.	Name of the Station	Bills pertaining to previous F.Y. received during the month							Total							Per Unit Total Charges Billed		
		Units Purchased	Fixed Charges	Variable Charges	Incentive	Interest As per CERC order	Interest Others	Other Charges	Total Charges	Units Purchased	Fixed Charges	Variable Charges	Incentive	Interest As per CERC order	Interest Others		Other Charges	Total Charges
		(MU)	(Rs. in Crores)							(MU)	(Rs. in Crores)							(Rs./unit)
I	NTPC	-	-	-	-	-	-	0.00	0.00	0.00	0.42	0.00	-	-	-	0.00	0.43	19,358.58
1	ANTA GAS	-	-	-	-	-	-	0.00	0.00	0.00	0.86	0.00	-	-	-	0.00	0.86	28,640.69
2	AURAIYA GAS	-	-	-	-	-	-	0.00	0.00	-	-	-	-	-	-	1.29	116.41	-
3	BTPS	-	57.90	-	-	-	-	57.22	-	-	-	-	-	-	-	-	-	-
4	DADRI GAS	-	-	-	-	-	-	0.00	0.00	0.00	0.73	0.00	-	-	-	0.00	0.73	8,302.52
5	UNCHAHAR-I	-	-	-	-	-	-	0.05	0.05	2.73	0.36	1.03	-	-	-	0.08	1.46	5.36
6	UNCHAHAR-II	-	-	-	-	-	-	0.04	0.04	6.23	0.75	2.24	0.01	-	-	0.04	3.04	4.88
7	UNCHAHAR-III	-	-	-	-	-	-	0.12	0.12	3.74	0.50	1.40	0.00	-	-	0.14	2.04	5.46
8	FARAKKA	-	-	-	-	-	-	(0.01)	(0.01)	2.70	0.29	0.87	-	-	-	(0.01)	1.15	4.26
9	KAHALGAON-I	-	-	0.08	-	-	-	(0.01)	0.08	7.75	0.77	2.20	0.05	-	-	(0.01)	3.01	3.89
10	NCPP(dadri I)	-	4.23	-	-	-	-	2.68	-	0.05	6.95	-	-	-	2.68	-	6.95	-
11	RIHAND-I	-	-	-	-	-	-	-	-	-	-	-	-	-	-	-	-	-
12	RIHAND-II	-	-	(0.30)	-	-	-	(0.00)	(0.30)	18.35	1.46	2.59	-	-	-	(0.00)	4.05	2.21
13	SINGRAULI	-	-	(0.79)	-	-	-	(0.01)	(0.80)	48.44	3.28	6.74	0.34	-	-	(0.01)	10.36	2.14
14	KAHALGAON-II	-	-	(0.01)	-	-	-	(0.01)	(0.02)	25.34	2.15	6.46	0.20	-	-	(0.01)	8.80	3.47
15	TALCHER	-	-	-	-	-	-	-	-	-	-	-	-	-	-	-	-	-
16	NCPP-II	-	2.00	-	-	-	-	(2.82)	(0.82)	78.36	15.97	34.52	-	-	-	(2.27)	48.22	6.15
17	RIHAND-III	-	-	(0.95)	-	-	-	(0.01)	(0.95)	33.36	4.62	4.25	0.09	-	-	(0.01)	8.95	2.68
18	KOLDAM HPS-I	-	-	-	-	-	-	-	-	-	-	-	-	-	-	-	-	-
	NTPC Total	-	64.12	(1.96)	-	-	-	59.90	(1.30)	120.76	226.99	94.27	62.29	0.70	59.90	(0.70)	216.46	9.54
II	NHPC	-	-	-	-	-	-	-	-	-	-	-	-	-	-	-	-	-
1	BAIRA SIUL	-	-	-	-	-	-	0.01	0.01	1.68	0.17	0.22	-	-	-	0.01	0.41	2.43
2	SALAL	-	-	-	-	-	-	0.64	0.64	8.43	0.82	0.66	0.00	-	-	0.65	2.12	2.52
3	CHAMERA-I	-	-	-	-	-	-	0.01	0.01	4.03	0.34	0.46	-	-	-	0.01	0.81	2.00
4	TANAKPUR	-	-	-	-	-	-	0.02	0.02	0.22	0.25	0.05	0.00	-	-	0.02	0.32	14.52
5	URI	-	-	-	-	-	-	0.34	0.34	6.34	0.54	0.61	-	-	-	0.34	1.49	2.34
6	DHAULIGANGA	-	-	-	-	-	-	0.13	0.13	1.24	0.47	0.16	-	-	-	0.13	0.75	6.03
7	CHAMERA-II	-	-	-	-	-	-	0.03	0.03	3.78	0.58	0.46	-	-	-	0.03	1.06	2.80
8	DULHASTI	-	-	-	-	-	-	0.16	0.16	5.05	1.26	1.18	-	-	-	0.16	2.60	5.14
9	SEWA 2	-	-	-	-	-	-	0.06	0.06	2.62	0.40	0.58	-	-	-	0.06	1.04	3.98
10	CHAMERA-III	-	-	-	-	-	-	0.50	0.50	2.32	0.70	0.48	-	-	-	0.50	1.68	7.27
11	URI-II	-	-	-	-	-	-	0.51	0.51	5.41	0.87	1.19	0.00	-	-	0.52	2.58	4.77
12	Parbati-III	-	(3.70)	(1.10)	-	-	-	(1.41)	0.40	(5.81)	0.58	(3.15)	(1.02)	-	(1.41)	0.40	(5.17)	(88.82)
	NHPC Total	-	(3.70)	(1.10)	-	-	-	(1.41)	2.81	(3.40)	41.71	3.24	5.02	0.00	(1.41)	2.82	9.68	2.32
III	NPC	-	-	-	-	-	-	-	-	-	-	-	-	-	-	-	-	-
1	NAPP	-	-	-	-	-	-	-	-	-	-	-	-	-	-	-	-	-
2	RAPP 5&6	(0.04)	-	(0.02)	-	-	-	0.00	(0.01)	9.02	-	3.37	-	-	-	0.16	3.54	3.92
	NPC Total	(0.04)	(0.02)	(0.02)	-	-	-	0.00	(0.01)	9.02	-	3.37	-	-	-	0.16	3.54	3.92
IV	SIVNL	-	-	-	-	-	-	0.80	0.80	6.62	1.79	0.80	-	-	-	0.80	3.38	5.10



BSES Yamuna Power Limited

Plant-wise details of units purchased and component-wise power purchase cost for April'24

Annexure 1.1

Sl. No.	Name of the Station	Bills pertaining to previous F.Y. received during the month							Total							Per Unit Total Charges Billed		
		Units Purchased	Fixed Charges	Variable Charges	Incentive	Interest As per CERC order	Interest Others	Other Charges	Total Charges	Units Purchased	Fixed Charges	Variable Charges	Incentive	Interest As per CERC order	Interest Others		Other Charges	Total Charges
		(MU)				(Rs. In Crores)				(MU)				(Rs. In Crores)				
V	THDC																	
1	Tehri																	
2	KOTESHWAR																	
	THDC Total																	
VI	Tala HEP																	
VII	DVC																	
1	Existing Units																	
2	Meja Units 6#			0.05			0.04	0.10	12.76	1.64	5.02	0.00			0.09	6.76	5.30	
3	CTPS 7 & 8			(0.29)			0.20	(0.09)	43.86	6.98	14.32	0.08			0.40	21.79	4.97	
4	MTTS #7			1.72			0.21	1.92	64.01	9.52	24.87	0.11			0.44	34.94	5.46	
	DVC Total			1.48			0.45	1.93	120.63	18.14	44.21	0.20			0.94	63.49	5.26	
VIII	Power stations in Delhi																	
1	JP Station																	
2	Rajghat																	
3	GAS TURBINE								1.46	1.01	1.92					2.93	20.10	
4	Pragati-I								3.67	1.93	3.88					5.81	15.84	
5	Bawana								34.72	19.65	20.77					40.42	11.64	
	Power stations in Delhi Total								39.85	22.59	26.58					49.17	12.34	
IX	ARAVALI																	
X	SASAN				1.40			2.64	162.24	2.18	18.65	1.40			3.49	25.72	1.59	
XI	SECI																	
	SECI - Sitac KRPL								25.00		7.10					7.10	2.84	
	SECI - Thar Surya 1								18.75		4.58					4.58	2.44	
	SECI - SBSR PCEPL								10.59		2.84					2.84	2.68	
	SECI - EDEN RCPL								10.87		2.90					2.90	2.67	
	SECI - Kila S(M)PL								10.86		2.83			0.20		3.03	2.79	
	SECI - Alfana EPL								11.42		2.88					2.88	2.52	
	SECI - EDEN MSPL								3.64		2.00				0.01	2.01	5.52	
	SECI Total								91.13		25.13				0.20	25.33	2.78	
XII	Delhi MSW Solutions Ltd								3.00		2.11					2.11	7.03	
XIII	Tehkhand WTEPL								3.96		1.88					1.88	4.75	
	GRAND TOTAL	(0.04)	60.42	(1.61)	1.40	58.49		2.55	121.26	736.03	148.54	203.98	2.31	58.49		6.98	420.29	5.71

The Grand total matched with the arithmetic total arrive at without rounding off, however due to rounding off the arithmetic total of figures stated in million units, Rs. In crores may show a slight variance. Transmission Charges has been shown separately as Annexure-2



SL No.	Name of the Station	Bills pertaining to Current Month								Bills pertaining to previous months of current F. Y. received during the month							
		Units Purchased	Fixed Charges	Variable Charges	Incentive	Interest As per CERC order	Interest Others	Other Charges	Total Charges	Units Purchased	Fixed Charges	Variable Charges	Incentive	Interest As per CERC order	Interest Others	Other Charges	Total Charges
		(MU)	(Rs. In Crores)							(MU)	(Rs. In Crores)						
I	NTPC																
1	ANTA GAS	0.08	0.42	0.11	-	-	-	-	0.53	-	-	-	-	-	-	0.00	0.00
2	AURAIYA GAS	0.06	0.86	0.07	-	-	-	-	0.93	-	-	-	-	-	-	0.00	0.00
3	BTPS	-	-	-	-	-	-	-	-	-	-	-	-	-	-	-	-
4	DADRI GAS	0.11	0.75	0.14	-	-	-	-	0.89	-	-	-	-	-	-	0.00	0.00
5	UNCHAHAR-I	3.38	0.36	1.29	-	-	-	0.03	1.68	-	-	-	-	-	-	(0.00)	(0.00)
6	UNCHAHAR-II	5.46	0.75	1.97	(0.01)	-	-	-	2.71	-	-	-	-	-	-	(0.00)	(0.00)
7	UNCHAHAR-III	4.22	0.50	1.59	(0.00)	-	-	0.02	2.11	-	-	-	-	-	-	(0.00)	(0.00)
8	FARAKKA	2.68	0.25	0.85	-	-	-	-	1.10	-	-	-	-	-	-	(0.00)	(0.00)
9	KAHALGAON-I	7.83	0.77	2.06	-	-	-	-	2.83	-	0.00	-	-	-	-	(0.01)	(0.00)
10	NCPP(dadri 1)	-	-	-	-	-	-	-	-	-	-	-	-	-	-	-	-
11	RIHAND-I	-	-	-	-	-	-	-	-	-	-	-	-	-	-	(0.00)	(0.00)
12	RIHAND-II	22.20	1.46	3.61	0.13	-	-	-	5.20	-	-	-	-	-	-	(0.02)	(0.02)
13	SINGRAULI	50.01	3.28	7.74	0.43	-	-	-	11.45	-	(0.00)	-	-	-	-	(0.01)	(0.01)
14	KAHALGAON-II	24.98	2.15	6.13	-	-	-	-	8.28	-	(0.00)	-	-	-	-	(0.01)	(0.01)
15	TALCHER	-	-	-	-	-	-	-	-	-	-	-	-	-	-	-	-
16	NCPP-II	91.29	13.96	40.30	-	-	-	2.18	56.45	-	-	-	-	-	-	(0.10)	(0.10)
17	RIHAND-III	37.27	4.62	6.00	0.27	-	-	-	10.89	-	(0.00)	-	-	-	-	(0.02)	(0.02)
18	KOLDAM HPS-I	-	-	-	-	-	-	-	-	-	-	-	-	-	-	-	-
	NTPC Total	249.58	30.14	71.85	0.82	-	-	2.22	105.04	-	0.00	(0.00)	-	-	-	(0.16)	(0.16)
II	NHPC																
1	BAIRA SIUL	2.95	0.24	0.39	-	-	-	0.00	0.64	-	-	-	-	-	-	-	-
2	SALAL	12.61	0.84	0.98	0.01	-	-	0.00	1.83	-	-	-	-	-	-	0.92	0.92
3	CHAMERA-I	6.57	0.36	0.75	-	-	-	0.00	1.10	-	-	-	-	-	-	0.01	0.01
4	TANAKPUR	0.71	0.34	0.18	0.00	-	-	0.00	0.52	-	-	-	-	-	-	0.29	0.29
5	URI	6.54	0.55	0.63	0.00	-	-	0.00	1.18	-	-	-	-	-	-	0.02	0.02
6	DHAULIGANGA	4.35	0.48	0.56	-	-	-	0.00	1.04	-	-	-	-	-	-	-	-
7	CHAMERA-II	6.74	0.61	0.81	-	-	-	0.00	1.42	-	-	-	-	-	-	0.25	0.25
8	DULHASTI	8.91	1.38	2.07	-	-	-	0.00	3.45	-	-	-	-	-	-	0.05	0.05
9	SEWA 2	2.31	0.40	0.51	-	-	-	0.00	0.91	-	-	-	-	-	-	-	-
10	CHAMERA-III	4.77	0.76	1.00	-	-	-	0.00	1.76	-	-	-	-	-	-	0.47	0.47
11	URI-II	5.45	0.90	1.20	0.00	-	-	0.00	2.10	-	-	-	-	-	-	-	-
12	Parbati-III	2.28	0.73	0.31	-	-	-	0.00	1.04	-	-	-	-	-	-	-	-
	NHPC Total	64.20	7.58	9.38	0.01	-	-	0.01	16.99	-	-	-	-	-	-	2.01	2.01
III	NPC																
1	NAPP	-	-	-	-	-	-	-	-	-	-	-	-	-	-	-	-
2	RAPP 5&6	12.93	-	4.84	-	-	-	0.23	5.06	-	-	-	-	-	-	-	-
	NPC Total	12.93	-	4.84	-	-	-	0.23	5.06	-	-	-	-	-	-	-	-
IV	SJVNL	21.35	1.93	2.57	-	-	-	0.00	4.50	-	0.00	-	-	-	-	-	-





BSES Yamuna Power Limited
Plant-wise details of units purchased and component-wise power purchase cost for May 24

Annexure 12

Sl. No.	Name of the Station	Bills pertaining to Current Month										Bills pertaining to previous months of current F. Y. received during the month					
		Units Purchased	Fixed Charges	Variable Charges	Incentive	Interest As per CERC order	Others	Other Charges	Total Charges	Units Purchased	Fixed Charges	Variable Charges	Incentive	Interest As per CERC order	Others	Other Charges	Total Charges
		(Rs. In Crores)										(Rs. In Crores)					
		(MU)										(MU)					
V	THDC	-	-	-	-	-	-	-	-	-	-	-	-	-	-	-	-
1	Tehri	-	-	-	-	-	-	-	-	-	-	-	-	-	-	-	-
2	KOTESHWAR	-	-	-	-	-	-	-	-	-	-	-	-	-	-	-	-
THDC Total		-	-	-	-	-	-	-	-	-	-	-	-	-	-	-	-
VI	Tala HEP	-	-	-	-	-	-	-	-	-	-	-	-	-	-	-	-
VII	DVC	-	-	-	-	-	-	-	-	-	-	-	-	-	-	-	-
1	Existing Units	14.45	1.64	5.55	0.02	0.05	7.27	-0.02	-	-	-	-	-	-	-	-	(0.02)
2	Meta Units 6#	48.68	6.98	16.41	0.23	0.22	23.83	(0.11)	-	-	-	-	-	-	-	-	(0.11)
3	CTPS 7 & 8	53.65	9.52	19.48	(0.11)	0.24	29.11	0.64	-	-	-	-	-	-	-	-	0.64
4	MTPS #7	116.78	18.14	41.44	0.14	0.51	60.21	0.51	-	-	-	-	-	-	-	-	0.51
DVC Total		116.78	18.14	41.44	0.14	0.51	60.21	0.51	-	-	-	-	-	-	-	-	0.51
VIII	Power Stations in Delhi	-	-	-	-	-	-	-	-	-	-	-	-	-	-	-	-
1	IP Station	-	-	-	-	-	-	-	-	-	-	-	-	-	-	-	-
2	Rajghat	6.17	1.01	8.42	-	-	9.43	-	-	-	-	-	-	-	-	-	-
3	GAS TURBINE	27.10	2.05	29.60	-	-	31.65	-	-	-	-	-	-	-	-	-	-
4	Fragad-I	19.65	4.15	19.65	-	-	60.80	-	-	-	-	-	-	-	-	-	-
5	Bawana	89.77	22.70	79.18	-	-	101.89	-	-	-	-	-	-	-	-	-	-
Power Stations in Delhi Total		89.77	22.70	79.18	-	-	101.89	-	-	-	-	-	-	-	-	-	-
IX	ARAVALI	32.65	6.33	14.66	-	-	22.16	-	-	-	-	-	-	-	-	-	0.00
X	SASAN	202.50	2.88	23.28	-	-	29.05	-	-	-	-	-	-	-	-	-	0.44
XI	SECI	-	-	-	-	-	-	-	-	-	-	-	-	-	-	-	-
SECI - Sinc KRPL	38.55	-	10.95	-	-	-	10.95	-	-	-	-	-	-	-	-	-	-
SECI - Thar Surya 1	20.06	-	4.89	-	-	-	4.89	-	-	-	-	-	-	-	-	-	-
SECI - SRSR PCPL	11.33	-	3.04	-	-	-	3.04	-	-	-	-	-	-	-	-	-	-
SECI - EDEN RCPL	11.94	-	3.19	-	-	-	3.19	-	-	-	-	-	-	-	-	-	-
SECI - Khol SMPL	11.66	-	3.04	-	-	-	3.24	-	-	-	-	-	-	-	-	-	-
SECI - Alwar EPL	16.92	-	4.26	-	-	-	4.26	-	-	-	-	-	-	-	-	-	-
SECI - EDEN MSPL	3.83	-	2.10	-	-	-	2.10	-	-	-	-	-	-	-	-	-	-
SECI Total		114.28	-	31.48	-	-	31.67	-	-	-	-	-	-	-	-	-	-
XII	Delhi MSW Solutions Ltd	2.06	-	1.45	-	-	1.45	-	-	-	-	-	-	-	-	-	-
XIII	Tehband WTEPL	4.16	-	1.98	-	-	1.98	-	-	-	-	-	-	-	-	-	-
GRAND TOTAL		910.27	89.71	282.10	0.98	-	379.99	0.00	0.51	-	-	-	-	-	-	-	2.29

The Grand total matched with the arithmetic total arrive at without rounding off, however due to rounding off the arithmetic total of figures stated in million units, Rs. in crores may show a slight variance. Transmission Charges has been shown separately as Annexure-2

BSES Yamuna Power Limited

Plant-wise details of units purchased and component-wise power purchase cost for May'24

Annexure 1.2

Sl. No.	Name of the Station	Bills pertaining to previous F.Y. received during the month							Total							Per Unit Total Charges Billed			
		Units Purchased	Fixed Charges	Variable Charges	Incentive	Interest As per CERC order	Interest Others	Other Charges	Total Charges	Units Purchased	Fixed Charges	Variable Charges	Incentive	Interest As per CERC order	Interest Others		Other Charges	Total Charges	
		(MU)				(Rs. In Crores)				(MU)				(Rs. In Crores)					(Rs./unit)
I	NTPC																		
1	ANTA GAS	-	-	0.03	-	-	-	0.03	0.08	0.42	0.13	-	-	-	0.00	0.56	66.94		
2	AURAIYA GAS	-	-	0.05	-	-	-	0.12	0.06	0.86	0.12	-	-	-	0.07	1.05	168.47		
3	BTPS	-	-	-	-	-	-	1.29	1.29	-	-	-	-	-	1.29	1.29	-		
4	DADRI GAS	-	-	0.05	-	-	-	0.05	0.11	0.75	0.19	-	-	-	0.00	0.94	82.31		
5	UNCHAHAHAR-I	-	-	-	-	-	-	0.07	0.07	3.38	0.36	1.29	-	-	0.10	1.74	5.16		
6	UNCHAHAHAR-II	-	-	-	-	-	-	0.05	0.05	5.46	0.75	1.97	(0.01)	-	0.05	2.76	5.05		
7	UNCHAHAHAR-III	-	-	-	-	-	-	0.14	0.14	4.22	0.50	1.59	(0.00)	-	0.16	2.25	5.33		
8	FARAKKA	-	-	-	-	-	-	0.37	0.37	2.68	0.25	0.85	-	-	0.37	1.47	5.48		
9	KAHALGAON-I	-	0.48	-	-	0.23	-	0.22	0.93	7.83	1.25	2.06	-	0.23	0.21	3.75	4.79		
10	NCPP(dadri 1)	-	-	-	-	-	-	-	-	-	-	-	-	-	-	-	-		
11	RIHAND-I	-	-	-	-	-	-	-	-	-	-	-	-	-	-	-	-		
12	RIHAND-II	-	-	(0.07)	-	-	-	0.42	0.35	22.20	1.46	3.55	0.13	-	0.42	5.55	2.50		
13	SINGRAULI	-	-	(0.12)	-	-	-	1.20	1.08	50.01	3.28	7.62	0.43	-	1.17	12.51	2.50		
14	KAHALGAON-II	-	(0.01)	-	-	-	-	0.75	0.74	24.98	2.14	6.13	-	-	0.75	9.01	3.61		
15	TALCHER	-	-	-	-	-	-	-	91.29	13.96	40.30	-	-	-	2.08	56.35	6.17		
16	NCPP-II	-	-	-	-	-	-	0.75	0.68	37.27	4.62	5.94	0.27	-	0.73	11.55	3.10		
17	RIHAND-III	-	-	(0.06)	-	-	-	-	0.00	-	0.00	-	0.00	-	-	0.00	-		
18	KOLDAM HPS-I	-	0.00	-	-	0.00	-	-	-	-	-	-	-	-	-	-	-		
	NTPC Total	-	0.46	(0.12)	-	0.23	-	5.33	5.91	249.58	30.61	71.73	0.82	0.23	-	7.40	110.79	4.44	
II	NHPC																		
1	BAIRA SIUL	-	-	-	-	-	-	-	2.95	0.24	0.39	-	-	-	0.00	0.64	2.16		
2	SALAL	-	-	-	-	-	-	-	12.61	0.84	0.98	0.01	-	-	0.92	2.75	2.18		
3	CHAMERA-I	-	-	-	-	-	-	-	6.57	0.36	0.75	-	-	-	0.00	1.10	1.68		
4	TANAKPUR	-	-	-	-	-	-	-	0.71	0.34	0.18	0.00	-	-	0.01	0.52	7.37		
5	URI	-	-	-	-	-	-	-	6.54	0.55	0.63	0.00	-	-	0.29	1.47	2.25		
6	DHAULIGANGA	-	-	-	-	-	-	-	4.35	0.48	0.56	-	-	-	0.02	1.06	2.43		
7	CHAMERA-II	-	-	-	-	-	-	-	6.74	0.61	0.81	-	-	-	0.00	1.42	2.11		
8	DULHASTI	-	-	-	-	-	-	-	8.91	1.38	2.07	-	-	-	0.25	3.70	4.15		
9	SEWA 2	-	-	-	-	-	-	-	2.31	0.40	0.51	-	-	-	0.05	0.96	4.17		
10	CHAMERA-III	-	-	-	-	-	-	-	4.77	0.76	1.00	-	-	-	0.00	1.76	3.68		
11	URI-II	-	-	-	-	-	-	-	5.45	0.90	1.20	0.00	-	-	0.47	2.58	4.73		
12	Parbati-III	-	-	-	-	-	-	-	2.28	0.73	0.31	-	-	-	0.00	1.04	4.54		
	NHPC Total	-	-	-	-	-	-	-	64.20	7.58	9.38	0.01	-	-	2.01	19.00	2.96		
III	NPC																		
1	NAPP	-	-	-	-	-	-	-	-	-	-	-	-	-	-	-	-		
2	RAPP S&6	-	-	-	-	-	-	-	12.93	-	4.84	-	-	-	0.23	5.06	3.92		
	NPC Total	-	-	-	-	-	-	-	12.93	-	4.84	-	-	-	0.23	5.06	3.92		
IV	SJVNL																		
		-	-	-	-	-	-	-	21.35	1.93	2.57	-	-	-	0.00	4.50	2.11		




BSES Yamuna Power Limited

Plant-wise details of units purchased and component-wise power purchase cost for May'24


Annexure 1.2

Sl. No.	Name of the Station	Bills pertaining to previous F.Y. received during the month								Total								Per Unit Total Charges Billed (Rs./unit)
		Units Purchased	Fixed Charges	Variable Charges	Incentive	Interest As per CERC order	Interest Others	Other Charges	Total Charges	Units Purchased	Fixed Charges	Variable Charges	Incentive	Interest As per CERC order	Interest Others	Other Charges	Total Charges	
		(MU)	(Rs. In Crores)							(MU)	(Rs. In Crores)							
V	THDC	-	-	-	-	-	-	-	-	-	-	-	-	-	-	-	-	-
1	Tehri	-	-	-	-	-	-	-	-	-	-	-	-	-	-	-	-	-
2	KOTESHWAR	-	-	-	-	-	-	-	-	-	-	-	-	-	-	-	-	-
	THDC Total	-	-	-	-	-	-	-	-	-	-	-	-	-	-	-	-	-
VI	Tala HEP	-	-	-	-	-	-	-	-	-	-	-	-	-	-	-	-	-
VII	DVC	-	-	-	-	-	-	-	-	-	-	-	-	-	-	-	-	-
1	Existing Units	-	-	-	-	-	-	-	-	14.45	1.64	5.53	0.02	-	-	0.05	7.25	5.02
2	Meja Units 6#	-	-	-	-	-	-	-	-	48.68	6.98	16.30	0.23	-	-	0.22	23.72	4.87
3	CTPS 7 & 8	-	-	-	-	-	-	-	-	53.65	9.52	20.12	(0.11)	-	-	0.24	29.75	5.55
4	MTPS #7	-	-	-	-	-	-	-	-	-	-	-	-	-	-	-	-	-
	DVC Total	-	-	-	-	-	-	-	-	116.78	18.14	41.95	0.14	-	-	0.51	60.73	5.20
VIII	Power stations in Delhi	-	-	-	-	-	-	-	-	-	-	-	-	-	-	-	-	-
1	IP Station	-	-	-	-	-	-	-	-	-	-	-	-	-	-	-	-	-
2	Rajghat	-	-	-	-	-	-	-	-	6.17	1.01	8.42	-	-	-	-	9.43	15.30
3	GAS TURBINE	-	-	-	-	-	-	-	-	27.10	2.05	29.60	-	-	-	-	31.65	11.68
4	Pragati-I	-	-	-	-	-	-	-	-	56.50	19.65	41.15	-	-	-	-	60.80	10.76
5	Bawana	-	-	-	-	-	-	-	-	-	-	-	-	-	-	-	-	-
	Power stations in Delhi Total	-	-	-	-	-	-	-	-	89.77	22.70	79.18	-	-	-	-	101.89	11.35
IX	ARAVALI	-	-	(1.50)	-	-	-	0.04	(1.45)	32.65	6.33	13.17	-	-	-	1.21	20.71	6.34
X	SASAN	-	-	-	-	-	-	-	-	202.50	2.88	23.28	-	-	-	3.33	29.49	1.46
XI	SECI	-	-	-	-	-	-	-	-	-	-	-	-	-	-	-	-	-
	SECI - Sitac KRPL	-	-	-	-	-	-	-	-	38.55	-	10.95	-	-	-	-	10.95	2.84
	SECI - Thar Surya 1	-	-	-	-	-	-	-	-	20.06	-	4.89	-	-	-	-	4.89	2.44
	SECI - SBSR PCEPL	-	-	-	-	-	-	-	-	11.33	-	3.04	-	-	-	-	3.04	2.68
	SECI - EDEN RCEPL	-	-	-	-	-	-	-	-	11.94	-	3.19	-	-	-	-	3.19	2.67
	SECI - Kilaj S(M)PL	-	-	-	-	-	-	-	-	11.66	-	3.04	-	-	0.20	-	3.24	2.78
	SECI - Alfanar EPL	-	-	-	-	-	-	-	-	16.92	-	4.26	-	-	-	-	4.26	2.52
	SECI - EDEN MSPL	-	-	-	-	-	-	-	-	3.83	-	2.10	-	-	-	-	2.10	5.50
	SECI Total	-	-	-	-	-	-	-	-	114.28	-	31.48	-	-	0.20	-	31.67	2.77
XII	Delhi MSW Solutions Ltd	-	-	-	-	-	-	-	-	2.06	-	1.45	-	-	-	-	1.45	7.03
XIII	Tehkhand WTEPL	-	-	-	-	-	-	-	-	4.16	-	1.98	-	-	-	-	1.98	4.75
	GRAND TOTAL	-	0.46	(1.62)	-	0.23	-	5.38	4.45	910.27	90.17	281.00	0.98	0.23	-	14.88	387.25	4.25

The Grand total matched with the arithmetic total arrive at without rounding off, however due to rounding off the arithmetic total of figures stated in million units, Rs. in crores may show a slight variance. Transmission Charges has been shown separately as Annexure-2



Sl. No.	Name of the Station	Bills pertaining to Current Month								Bills pertaining to previous months of current F. Y. received during the month							
		Units Purchased	Fixed Charges	Variable Charges	Incentive	Interest As per CERC order	Interest Others	Other Charges	Total Charges	Units Purchased	Fixed Charges	Variable Charges	Incentive	Interest As per CERC order	Interest Others	Other Charges	Total Charges
		(MU)	(Rs. In Crores)							(MU)	(Rs. In Crores)						
I	NTPC																
1	ANTA GAS	0.14	0.42	0.17	-	-	-	0.59	-	-	-	-	-	-	-	0.00	0.00
2	AURAIYA GAS	0.23	0.86	0.29	-	-	-	1.15	-	-	-	-	-	-	-	0.00	0.00
3	BTPS	-	-	-	-	-	-	-	-	-	-	-	-	-	-	-	-
4	DADRI GAS	0.29	0.66	0.35	-	-	-	1.02	-	-	(0.00)	-	-	-	-	0.00	0.00
5	UNCHAHAHAR-I	3.14	0.36	1.17	0.01	-	0.08	1.61	-	-	-	-	-	-	-	0.00	0.00
6	UNCHAHAHAR-II	6.38	0.75	2.31	0.01	-	-	3.07	-	-	0.00	-	-	-	-	0.00	0.00
7	UNCHAHAHAR-III	4.08	0.50	1.51	0.02	-	0.05	2.07	-	-	-	-	-	-	-	0.00	0.00
8	FARAKKA	3.46	0.35	1.08	-	-	-	1.42	-	-	-	-	-	-	-	(0.00)	(0.00)
9	KAHALGAON-I	7.59	0.78	1.90	-	-	-	2.68	-	0.02	-	-	-	-	-	(0.01)	0.01
10	NCPP(dadri 1)	-	-	-	-	-	-	-	-	-	-	-	-	-	-	-	-
11	RIHAND-I	-	-	-	-	-	-	-	-	-	-	-	-	-	-	-	-
12	RIHAND-II	19.93	1.46	3.28	0.16	-	-	4.89	-	-	-	-	-	-	-	0.00	0.00
13	SINGRAULI	45.84	3.28	7.55	0.24	-	-	11.07	-	-	-	-	-	-	-	0.00	0.00
14	KAHALGAON-II	25.11	2.15	5.86	-	-	-	8.01	-	-	-	-	-	-	-	(0.02)	(0.02)
15	TALCHER	-	-	-	-	-	-	-	-	-	-	-	-	-	-	-	-
16	NCPP-II	90.31	13.96	37.49	0.12	-	1.31	52.88	-	-	-	-	-	-	-	0.01	0.01
17	RIHAND-III	35.69	4.62	5.81	0.24	-	-	10.66	-	-	-	-	-	-	-	0.00	0.00
18	KOLDAM HPS-I	-	-	-	-	-	-	-	-	-	-	-	-	-	-	-	-
	NTPC Total	242.19	30.16	68.76	0.79	-	-	1.44	101.14	-	0.02	(0.00)	-	-	-	(0.01)	0.02
II	NHPC																
1	BAIRA SIUL	1.96	0.26	0.26	-	-	0.00	0.52	-	-	-	-	-	-	-	-	-
2	SALAL	14.08	0.86	1.09	0.00	-	1.52	3.48	-	-	-	-	-	-	-	1.37	1.37
3	CHAMERA-I	6.14	0.35	0.70	-	-	0.00	1.05	-	-	-	-	-	-	-	-	-
4	TANAKPUR	1.04	0.35	0.26	0.00	-	0.04	0.65	-	-	-	-	-	-	-	0.03	0.03
5	URI	6.54	0.56	0.63	0.00	-	0.30	1.49	-	-	-	-	-	-	-	0.30	0.30
6	DHAULIGANGA	4.58	0.47	0.59	-	-	0.06	1.13	-	-	-	-	-	-	-	0.06	0.06
7	CHAMERA-II	7.11	0.59	0.86	-	-	0.00	1.45	-	-	-	-	-	-	-	-	-
8	DULHASTI	9.01	1.36	2.10	-	-	0.44	3.90	-	-	-	-	-	-	-	0.43	0.43
9	SEWA 2	1.01	0.40	0.22	-	-	0.02	0.64	-	-	-	-	-	-	-	0.04	0.04
10	CHAMERA-III	5.19	0.73	1.08	-	-	0.00	1.82	-	-	-	-	-	-	-	-	-
11	URL-II	5.86	0.89	1.29	0.00	-	0.51	2.69	-	-	-	-	-	-	-	0.48	0.48
12	Parbati-III	2.28	0.70	0.31	-	-	0.00	1.01	-	-	-	-	-	-	-	-	-
	NHPC Total	64.81	7.54	9.39	0.01	-	-	2.90	19.83	-	-	-	-	-	-	2.72	2.72
III	NPC																
1	NAPP	-	-	-	-	-	-	-	-	-	-	-	-	-	-	-	-
2	RAPP S&6	9.37	-	3.50	-	-	0.17	3.67	-	-	-	-	-	-	-	-	-
	NPC Total	9.37	-	3.50	-	-	0.17	3.67	-	-	-	-	-	-	-	-	-
IV	SJVNL	27.43	1.97	3.30	-	-	0.00	5.27	-	0.00	-	-	-	-	-	(0.00)	(0.00)




BSES Yamuna Power Limited
Plant-wise details of units purchased and component-wise power purchase cost for June'24

Annexure 1.3

Sl. No.	Name of the Station	Bills pertaining to Current Month							Bills pertaining to previous months of current F. Y. received during the month								
		Units Purchased	Fixed Charges	Variable Charges	Incentive	Interest As per CERC order	Interest Others	Other Charges	Total Charges	Units Purchased	Fixed Charges	Variable Charges	Incentive	Interest As per CERC order	Interest Others	Other Charges	Total Charges
		(MU)	(Rs. In Crores)							(MU)	(Rs. In Crores)						
V	THDC																
1	Tehri	-	-	-	-	-	-	-	-	-	-	-	-	-	-	-	-
2	KOTESHWAR	-	-	-	-	-	-	-	-	-	-	-	-	-	-	-	-
	THDC Total																
VI	Tala HEP	0.22	-	0.05	-	-	-	-	0.05	-	-	-	-	-	-	-	-
VII	DVC																
1	Existing Units	-	-	-	-	-	-	-	-	-	-	-	-	-	-	-	(0.06)
2	Mejia Units 6#	13.99	1.64	5.07	0.03	-	-	0.05	6.80	-	-	-0.06	-	-	-	-	(0.21)
3	CTPS 7 & 8	42.53	6.98	14.54	0.12	-	-	0.21	21.85	-	-	(0.21)	-	-	-	-	(0.26)
4	MIPS #7	62.58	9.52	22.07	0.14	-	-	0.23	31.96	-	-	(0.26)	-	-	-	-	(0.26)
	DVC Total	119.11	18.14	41.68	0.29	-	-	0.49	60.60	-	-	(0.53)	-	-	-	-	(0.53)
VIII	Power stations in Delhi																
1	IP Station	-	-	-	-	-	-	-	-	-	-	-	-	-	-	-	-
2	Rajghat	-	-	-	-	-	-	-	-	-	-	-	-	-	-	-	-
3	GAS TURBINE	5.78	1.01	7.78	-	-	-	-	8.79	-	-	-	-	-	-	-	-
4	Pragati-I	32.48	2.16	35.04	-	-	-	-	37.20	-	-	-	-	-	-	-	-
5	Bawana	58.54	19.65	44.07	-	-	-	-	63.71	-	-	-	-	-	-	-	-
	Power stations in Delhi Total	96.80	22.82	86.89	-	-	-	-	109.71	-	-	-	-	-	-	-	-
										0.39	-	0.17	-	-	-	0.00	0.18
IX	ARAVALI	34.26	6.33	14.12	0.01	-	-	(0.23)	20.24	-	-	-	-	-	-	-	-
X	SASAN	205.13	2.79	23.58	-	-	-	2.95	29.33	-	-	-	-	-	-	0.56	0.56
XI	SECI																
	SECI - Sitac KRPL	36.60	-	10.39	-	-	-	-	10.39	-	-	-	-	-	-	-	-
	SECI - Thar Surya 1	18.66	-	4.55	-	-	-	-	4.55	-	-	-	-	-	-	-	-
	SECI - SBSR PCEPL	10.41	-	2.79	-	-	-	-	2.79	-	-	-	-	-	-	-	-
	SECI - EDEN RCPL	11.00	-	2.94	-	-	-	-	2.94	-	-	-	-	-	-	-	-
	SECI - Kilaj S(M)PL	11.12	-	2.90	-	-	-	0.20	3.10	-	-	-	-	-	-	-	-
	SECI - Alfanar EPL	15.97	-	4.02	-	-	-	-	4.02	-	-	-	-	-	-	-	-
	SECI - EDEN MSPL	3.60	-	1.98	-	-	-	-	1.98	-	-	-	-	-	-	-	-
	SECI Total	107.36	-	29.58	-	-	-	0.20	29.78	-	-	-	-	-	-	-	-
XII	Delhi MSW Solutions Ltd	2.46	-	1.73	-	-	-	-	1.73	-	-	-	-	-	-	-	-
XIII	Tehkhand WTEPL	3.96	-	1.88	-	-	-	-	1.88	-	-	-	-	-	-	-	-
	GRAND TOTAL	913.08	89.74	284.46	1.09	-	-	7.92	383.21	0.39	0.02	(0.36)	-	-	-	3.28	2.94

The Grand total matched with the arithmetic total arrive at without rounding off, however due to rounding off the arithmetic total of figures stated in million units, Rs. in crores may show a slight variance.
Transmission Charges has been shown separately as Annexure-2





BSES Yamuna Power Limited
Plant-wise details of units purchased and component-wise power purchase cost for June '24

Annexure 13

Sl. No.	Name of the Station	Bills pertaining to previous F.Y. received during the month													(Rs./unit)				
		(Rs. In Crores)					(Rs. In Crores)					(MU)							
Per Unit Total Charges Billed	Total Charges	Units Purchased	Fixed Charges	Variable Charges	Incentive	Interest As per CERC order	Interest Others	Other Charges	Total Charges	Units Purchased	Fixed Charges	Variable Charges	Incentive	Interest As per CERC order	Interest Others	Other Charges	Total Charges	Total	
																			(MU)
V	THDC																		
1	Tehr																		
2	KOTESHWAR																		
	THDC Total																		
VI	Taha HEP																		2.27
VII	DVC																		
1	Existing Units																		
2	Mehta Units 6#																		
3	CTPS 7 & 8																		
4	MTPS #2																		
	DVC Total																		5.04
VIII	Power Stations in Delhi																		
1	JP Station																		
2	Rajghat																		
3	GAS TURBINE																		
4	Pragati																		
5	Bawana																		
	Power stations in Delhi Total																		
IX	ARAVALI																		5.74
X	SASAN																		1.46
XI	SFCI																		
	SFCI - State KRP																		2.84
	SFCI - Thar Surya 1																		2.44
	SFCI - SBSR PCPPL																		2.68
	SFCI - EDEN HCPPL																		2.79
	SFCI - Kijal S/MPL																		2.79
	SFCI - Altiar EPL																		5.50
	SFCI - EDEN MSPL																		2.72
	SFCI Total																		2.77
XII	Delhi MSW Solutions Ltd																		7.03
XIII	Tehrand WTEPL																		4.75
	GRAND TOTAL																		4.28

The Grand total matched with the arithmetic total arrive at without rounding off, however due to rounding off the arithmetic total of figures stated in million units, Rs. in crores may show a slight variance.
Transmission Charges has been shown separately as Annexure-2


BSES Yamuna Power Limited

Plant-wise details of units purchased and component-wise power purchase cost for April'24 to June'24

Annexure 1

Sl. No.	Name of the Station	Bills pertaining to Current Quarter							Bills pertaining to previous months of current F. Y. received during the Quarter								
		Units Purchased	Fixed Charges	Variable Charges	Incentive	Interest As per CERC order	Interest Others	Other Charges	Total Charges	Units Purchased	Fixed Charges	Variable Charges	Incentive	Interest As per CERC order	Interest Others	Other Charges	Total Charges
		(MU)	(Rs. In Crores)						(MU)	(Rs. In Crores)							
V	THDC																
1	Tehri	-	-	-	-	-	-	-	-	-	-	-	-	-	-	-	-
2	ROTSHWAR	-	-	-	-	-	-	-	-	-	-	-	-	-	-	-	-
	THDC Total	-	-	-	-	-	-	-	-	-	-	-	-	-	-	-	-
VI	Tala HEP	0.22	-	0.05	-	-	-	0.05	-	-	-	-	-	-	-	-	-
VII	DVC																
1	Existing Units	-	-	-	-	-	-	-	-	-	-	-	-	-	-	-	-
2	Mejia Units 6#	41.19	4.92	15.59	0.06	-	-	0.15	20.73	-	-	(0.08)	-	-	-	-	(0.08)
3	CTPS 7 & B	135.08	20.93	45.56	0.43	-	-	0.63	67.55	-	-	(0.32)	-	-	-	-	(0.32)
4	MTPS #7	180.24	28.55	64.70	0.14	-	-	0.70	94.09	-	-	0.38	-	-	-	-	0.38
	DVC Total	356.52	54.41	125.86	0.62	-	-	1.48	182.37	-	-	(0.02)	-	-	-	-	(0.02)
VIII	Power stations in Delhi																
1	IP Station	-	-	-	-	-	-	-	-	-	-	-	-	-	-	-	-
2	Rajghat	-	-	-	-	-	-	-	-	-	-	-	-	-	-	-	-
3	GAS TURBINE	13.41	3.03	18.13	-	-	-	-	21.16	-	-	-	-	-	-	-	-
4	Pragati-I	63.25	6.14	68.53	-	-	-	-	74.67	-	-	-	-	-	-	-	-
5	Bawana	149.76	58.94	105.99	-	-	-	-	164.94	-	-	-	-	-	-	-	-
	Power stations in Delhi Total	226.41	68.11	192.65	-	-	-	-	260.77	-	-	-	-	-	-	-	-
IX	ARAVALI	97.80	19.00	42.72	0.01	-	-	1.66	63.38	0.39	-	0.17	-	-	-	0.01	0.18
X	SASAN	569.87	7.85	65.51	-	-	-	8.09	81.45	-	-	-	-	-	-	1.01	1.01
XI	SECI																
	SECI - Sitac KRPL	100.15	-	28.44	-	-	-	-	28.44	-	-	-	-	-	-	-	-
	SECI - Thar Surya 1	57.48	-	14.02	-	-	-	-	14.02	-	-	-	-	-	-	-	-
	SECI - SBSR PCEPL	32.33	-	8.66	-	-	-	-	8.66	-	-	-	-	-	-	-	-
	SECI - EDEN RCPL	33.81	-	9.03	-	-	-	-	9.03	-	-	-	-	-	-	-	-
	SECI - Kila S(M)PL	33.64	-	8.78	-	-	-	0.59	9.36	-	-	-	-	-	-	-	-
	SECI - Alfanar EPL	44.30	-	11.16	-	-	-	-	11.16	-	-	-	-	-	-	-	-
	SECI - EDEN MSPL	11.06	-	6.08	-	-	-	0.01	6.09	-	-	-	-	-	-	-	-
	SECI Total	312.77	-	86.19	-	-	-	0.59	86.78	-	-	-	-	-	-	-	-
XII	Delhi MSW Solutions Ltd	7.52	-	5.29	-	-	-	-	5.29	-	-	-	-	-	-	-	-
XIII	Tehkhand WTEPL	12.07	-	5.74	-	-	-	-	5.74	-	-	-	-	-	-	-	-
	GRAND TOTAL	2,559.43	267.56	772.15	2.97	-	-	19.55	1,062.24	0.39	0.03	0.15	-	-	-	5.57	5.75

The Grand total matched with the arithmetic total arrive at without rounding off, however due to rounding off the arithmetic total of figures stated in million units, Rs. in crores may show a slight variance. Transmission Charges has been shown separately as Annexure-2



BSES Yamuna Power Limited
Plant-wise details of units purchased and component-wise power purchase cost for April'24 to June'24

Annexure 1

Sl. No.	Name of the Station	Bills pertaining to previous F.Y. received during the Quarter							Total							Per Unit Total Charges Billed			
		Units Purchased	Fixed Charges	Variable Charges	Incentive	Interest As per CERC order	Interest Others	Other Charges	Total Charges	Units Purchased	Fixed Charges	Variable Charges	Incentive	Interest As per CERC order	Interest Others		Other Charges	Total Charges	
		(MU)				(Rs. in Crores)				(MU)				(Rs. in Crores)					(Rs./unit)
I	NTPC			0.03				(0.00)	0.03	0.22	1.27	0.30				0.00	1.58	71.43	
1	ANTA GAS			0.05				0.07	0.12	0.29	2.58	0.41				0.07	3.06	104.25	
2	AURAIYA GAS		57.90			57.22		3.87	118.98		57.90		57.22		3.87	118.98			
3	BTPS			0.07				0.00	0.07	0.41	2.14	0.56				0.00	2.70	66.22	
4	DADRI GAS			(0.09)				0.17	0.08	9.25	1.08	3.39	0.01			0.29	4.77	5.16	
5	UNCHAHAHAR-I			0.08				0.08	0.16	18.07	2.25	6.60	0.01			0.08	8.93	4.94	
6	UNCHAHAHAR-II			(0.12)				0.37	0.24	12.04	1.51	4.38	0.02			0.45	6.35	5.27	
7	UNCHAHAHAR-III							0.35	0.35	8.84	0.89	2.80				0.35	4.04	4.56	
8	FARAKKA		1.64	0.08		0.71		0.18	2.61	23.16	3.98	6.15	0.05	0.71		0.17	11.07	4.78	
9	KAHALGAON-I		4.23			2.68		0.05	6.95		4.23			2.68		0.05	6.95		
10	NCPP(dadri I)																		
11	RIHAND-I			(0.37)				0.32	(0.05)	60.47	4.38	9.42	0.29			0.32	14.40	2.38	
12	RIHAND-II			(0.91)				0.71	(0.20)	144.29	9.84	21.91	1.02			0.69	33.47	2.32	
13	SINGRAULI			(0.01)	(0.01)			0.66	0.64	75.43	6.44	18.44	0.20			0.63	25.72	3.41	
14	KAHALGAON-II		(0.01)	(0.01)															
15	TALCHER								(1.75)	259.96	43.89	112.31	0.12			0.21	156.53	6.02	
16	NCPP-II		2.00					(3.75)	(1.75)	106.32	13.85	15.99	0.60			0.56	31.01	2.92	
17	RIHAND-III			(1.01)				0.57	(0.44)		0.00			0.00			0.00		
18	KOLDAM HPS-I		0.00			0.00			0.00		0.00								
	NTPC Total		65.75	(2.20)		60.60		3.66	127.82	718.76	156.22	202.66	2.32	60.60		7.75	429.55	5.98	
II	NHPC							0.01	0.01	6.60	0.68	0.87				0.01	1.56	2.37	
1	BAIRA SIUL							0.92	0.92	35.12	2.52	2.73	0.01			4.73	9.99	2.85	
2	SALAL							0.42	0.42	16.75	1.05	1.91				0.42	3.38	2.02	
3	CHAMERA-I							0.12	0.12	1.97	0.94	0.49	0.00			0.20	1.63	8.29	
4	TANAKPUR							1.38	1.38	19.42	1.65	1.86	0.00			2.27	5.78	2.98	
5	URI							1.44	1.44	10.17	1.42	1.30				1.58	4.31	4.23	
6	DHAULIGANGA							0.53	0.53	17.63	1.77	2.12				0.53	4.43	2.51	
7	CHAMERA-II							0.89	0.89	22.97	4.00	5.35				2.01	11.37	4.95	
8	DULHASTI							0.06	0.06	5.93	1.21	1.31				0.17	2.69	4.53	
9	SEWA 2							0.50	0.50	12.28	2.19	2.56				0.50	5.26	4.28	
10	CHAMERA-III							0.51	0.51	16.72	2.66	3.69	0.00			1.97	8.33	4.98	
11	URI-II							0.40	(5.81)	5.14	(1.72)	(0.40)		(1.41)		0.40	(3.12)	(6.07)	
12	Parbatu-III		(3.70)	(1.10)		(1.41)		0.40	(5.81)	5.14	(1.72)	(0.40)		(1.41)		0.40	(3.12)	(6.07)	
	NHPC Total		(3.70)	(1.10)		(1.41)		7.19	0.98	170.72	18.37	23.79	0.02	(1.41)		14.82	55.60	3.26	
III	NPC																		
1	NAPP																		
2	RAPP 5&6		(0.04)	(0.02)				0.00	(0.01)	31.31		11.71				0.56	12.27	3.92	
	NPC Total		(0.04)	(0.02)				0.00	(0.01)	31.31		11.71				0.56	12.27	3.92	
IV	SJVNL							0.80	0.80	55.41	5.68	6.67				0.80	13.15	2.37	





BSFS Yamuna Power Limited
Plant-wise details of units purchased and component-wise power purchase cost for April'24 to June'24

Annexure 1

Sl. No.	Name of the Station	Bills pertaining to previous F.Y. received during the Quarter															Per Unit Total Charges Billed
		(MU)					(Rs. In Crores)					(Rs. In Crores)					
		Purchased	Fixed	Variable	Incentive	Interest As per CERC order	Interest	Variable	Fixed	Charges	Charges	Charges	Charges	Charges	Charges	Charges	Total
V	THDC																
1	Tehri																
2	KOTESHWAR																
	THDC Total																
VI	Tala HEP																2.27
VII	DVC																
1	Existing Units																
2	Meja Units 6#	0.05															5.04
3	CTPS 7 & 8	(0.29)															4.97
4	NTPS #2	1.72															5.35
	DVC Total	1.48															5.17
VIII	Power stations in Delhi																
1	JP Station																
2	Rajghar																
3	GAS TURBINE																
4	Pargal																
5	Rawana																
	Power stations in Delhi Total																
IX	ARAVALI																6.12
X	SASAN																1.49
XI	SICI																
	SICI - Shac KRPL																2.84
	SICI - Thar Surya 1																2.44
	SICI - SRSR PCPEL																2.68
	SICI - EDEN RCPL																2.67
	SICI - Kimal SJMPL																2.78
	SICI - Almar EPL																2.52
	SICI - EDEN MSPL																5.51
	SICI Total																2.77
XII	Delhi MSW Solutions Ltd																2.03
XIII	Tekhand WTEPL																4.75
	GRAND TOTAL																4.68

The Grand total matched with the arithmetic total arrive at without rounding off, however, due to rounding off the arithmetic total of figures stated in million units, Rs. in crores may show a slight variance. Transmission Charges has been shown separately as Annexure-2

BSES Yamuna Power Limited
Party-wise Transmission and LDC cost for April'24

Annexure 2.1

(Rs. In Crores)

Sl. No.	Vendor Name	Bills pertaining to			Total
		Current Month	Previous months of current F. Y.	Previous F.Y.	
I	Transmission Charges				
1	Power Grid Corp.of India Ltd.	0.04	-	-	0.04
2	Central Transmission Utility of India Ltd	28.57	0.07	-	28.64
3	Delhi Transco Ltd. (Wheeling Chg)	20.29	-	(2.89)	17.40
4	Delhi Transco Ltd. SLDC Charges	0.17	-	-	0.17
5	Bhakra Beas Manegment Board	0.01	-	-	0.01
6	Aravali Power Company Private Ltd	-	-	-	-
7	Damodar Valley Corporation	0.12	-	-	0.12
8	NTPC	0.35	-	-	0.35
9	Solar Energy Corporation of India	0.18	-	0.01	0.19
	Transmission Charges Total	49.72	0.07	(2.87)	46.92
II	NRLDC/POSOCO Charges				
1	NRLDC Charges POSOCO	0.07	-	-	0.07
	Total	0.07	-	-	0.07
	GRAND TOTAL	49.79	0.07	(2.87)	46.98



BEES Yamuna Power Limited
Party-wise Transmission and LDC cost for May'24

Annexure 2.2

(Rs. In Crores)

Sl. No.	Vendor Name	Bills pertaining to			Total
		Current Month	Previous months of current F. Y.	Previous F.Y.	
I	Transmission Charges				
1	Power Grid Corp.of India Ltd.	0.04	-	-	0.04
2	Central Transmission Utility of India Ltd	27.46	-	3.48	30.93
3	Delhi Transco Ltd. (Wheeling Chg)	21.68	(3.27)	(2.71)	15.70
4	Delhi Transco Ltd. SLDC Charges	0.18	-	-	0.18
5	Bhakra Beas Manegment Board	0.01	-	-	0.01
6	Aravali Power Company Private Ltd	-	-	-	-
7	Damodar Valley Corporation	0.13	-	-	0.13
8	NTPC	0.36	-	-	0.36
9	Solar Energy Corporation of India	0.18	-	-	0.18
	Transmission Charges Total	50.03	(3.27)	0.77	47.52
II	NRLDC/POSOCO Charges				
1	NRLDC Charges POSOCO	-	-	-	-
	Total	-	-	-	-
	GRAND TOTAL	50.03	(3.27)	0.77	47.52



BSES Yamuna Power Limited
Party-wise Transmission and LDC cost for June'24

Annexure 2.3

(Rs. In Crores)

Sl. No.	Vendor Name	Bills pertaining to			Total
		Current Month	Previous months of current F. Y.	Previous F.Y.	
I	Transmission Charges				
1	Power Grid Corp.of India Ltd.	0.04	-	-	0.04
2	Central Transmission Utility of India Ltd	28.06	-	-	28.06
3	Delhi Transco Ltd. (Wheeling Chg)	20.98	(4.36)	-	16.62
4	Delhi Transco Ltd. SLDC Charges	0.18	-	-	0.18
5	Bhakra Beas Manegment Board	0.01	-	-	0.01
6	Aravali Power Company Private Ltd	-	-	-	-
7	Damodar Valley Corporation	0.12	-	-	0.12
8	NTPC	-	-	-	-
9	Solar Energy Corporation of India	0.18	-	-	0.18
	Transmission Charges Total	49.56	(4.36)	-	45.19
II	NRLDC/POSOCO Charges				
1	NRLDC Charges POSOCO	0.07	0.07	-	0.14
	Total	0.07	0.07	-	0.14
	GRAND TOTAL	49.62	(4.30)	-	45.33



BSES Yamuna Power Limited

Annexure 2

Party-wise Transmission and LDC cost for April 2024 to June 2024

(Rs. In Crores)

Sl. No.	Vendor Name	Bills pertaining to			Total
		Current Quarter	Previous months of current F. Y.	Previous F.Y.	
I	Transmission Charges				
1	Power Grid Corp.of India Ltd.	0.12	-	-	0.12
2	Central Transmission Utility of India Ltd	84.08	0.07	3.48	87.63
3	Delhi Transco Ltd. (Wheeling Chg)	62.95	(7.64)	(5.59)	49.72
4	Delhi Transco Ltd. SLDC Charges	0.53	-	-	0.53
5	Bhakra Beas Manegment Board	0.02	-	-	0.02
6	Aravali Power Company Private Ltd	-	-	-	-
7	Damodar Valley Corporation	0.37	-	-	0.37
8	NTPC	0.71	-	-	0.71
9	Solar Energy Corporation of India	0.53	-	0.01	0.54
	Transmission Charges Total	149.30	(7.57)	(2.10)	139.63
II	NRLDC/POSOCO Charges				
1	NRLDC Charges POSOCO	0.14	0.07	-	0.21
	LDC Charges Total	0.14	0.07	-	0.21
	GRAND TOTAL	149.44	(7.50)	(2.10)	139.83



Annexure-3



NTPC Ltd.
NCR-Headquarters
R&D Building, Sector-24
Noida, UP -201301

CIN: L40101DL1975GOI007966

PAN NO.: AAACN0255D

Invoice Summary

Ref: NTPC/COMMERCIAL/ENERGY BILL/05 2024

Send To: **The Chief Executive Officer(BYPL),
Shakti Kiran Building,,
Opp. Karkardooma Court,
Delhi,
-110092.**

Copy To: **Manager (Power Procurement
Gp)**

Beneficiary : **BSES YAMUNA POWER LTD .**

Invoice Date : **06.05.2024**

Phone No : **011-39999402**

Last Date of Payment : **05.06.2024**

Fax No : **011-39999403**

S.N.	Station	From Date	To Date	Ref. Doc. No.	Rebatable Amount (A)	Non-rebatable Amount (B)	Total (A+B)
1	ANGPS_1E	01.03.2024	31.03.2024	603420826	10,290.00	0.00	10,290.00
2	ANGPS_1F	01.04.2024	30.04.2024	603421173	4,248,597.00	0.00	4,248,597.00
3	AUGPS_1E	01.03.2024	31.03.2024	603420827	14,427.00	0.00	14,427.00
4	AUGPS_1F	01.04.2024	30.04.2024	603421174	8,606,421.00	0.00	8,606,421.00
5	BTPS_1D	01.04.2014	30.04.2014	603412946	5,410,686.00	0.00	5,410,686.00
6	BTPS_1D	01.05.2014	31.05.2014	603412947	5,999,044.00	0.00	5,999,044.00
7	BTPS_1D	01.06.2014	30.06.2014	603412948	5,704,865.00	0.00	5,704,865.00
8	BTPS_1D	01.07.2014	31.07.2014	603412949	5,704,865.00	0.00	5,704,865.00
9	BTPS_1D	01.08.2014	31.08.2014	603412950	5,704,865.00	0.00	5,704,865.00
10	BTPS_1D	01.09.2014	30.09.2014	603412951	3,917,522.00	0.00	3,917,522.00
11	BTPS_1D	01.10.2014	31.10.2014	603412952	2,960,355.00	0.00	2,960,355.00
12	BTPS_1D	01.11.2014	30.11.2014	603412953	3,994,771.00	0.00	3,994,771.00
13	BTPS_1D	01.12.2014	31.12.2014	603412954	4,626,236.00	0.00	4,626,236.00
14	BTPS_1D	01.01.2015	31.01.2015	603412955	6,156,443.00	0.00	6,156,443.00
15	BTPS_1D	01.02.2015	28.02.2015	603412956	5,704,865.00	0.00	5,704,865.00
16	BTPS_1D	01.03.2015	31.03.2015	603412957	5,704,865.00	0.00	5,704,865.00
17	BTPS_1D	01.04.2015	30.04.2015	603412958	6,307,974.00	0.00	6,307,974.00
18	BTPS_1D	01.05.2015	31.05.2015	603412959	8,118,104.00	0.00	8,118,104.00
19	BTPS_1D	01.06.2015	30.06.2015	603412960	7,213,039.00	0.00	7,213,039.00
20	BTPS_1D	01.07.2015	31.07.2015	603412961	8,774,001.00	0.00	8,774,001.00
21	BTPS_1D	01.08.2015	31.08.2015	603412962	7,603,280.00	0.00	7,603,280.00
22	BTPS_1D	01.09.2015	30.09.2015	603412963	7,603,280.00	0.00	7,603,280.00
23	BTPS_1D	01.10.2015	31.10.2015	603412964	6,707,622.00	0.00	6,707,622.00
24	BTPS_1D	01.11.2015	30.11.2015	603412965	6,446,172.00	0.00	6,446,172.00
25	BTPS_1D	01.12.2015	31.12.2015	603412966	6,351,651.00	0.00	6,351,651.00
26	BTPS_1D	01.01.2016	31.01.2016	603412967	3,516,025.00	0.00	3,516,025.00
27	BTPS_1D	01.02.2016	29.02.2016	603412968	1,226,298.00-	0.00	1,226,298.00-
28	BTPS_1D	01.03.2016	31.03.2016	603412969	3,282,161.00-	0.00	3,282,161.00-
29	BTPS_1D	01.04.2016	30.04.2016	603412970	38,781,693.00	0.00	38,781,693.00
30	BTPS_1D	01.05.2016	31.05.2016	603412971	38,084,017.00	0.00	38,084,017.00

Bank Details: Current Account No. **NTPCCC1003BYPL**, State Bank of India, 5th Floor, Redfort Capital, Parsvnath Towers, Bhai Veer Singh Marg, Gole Market, New Delhi- 110001; IFSC CODE : **SBIN0017313**; SWIFT CODE :

S.N.	Station	From Date	To Date	Ref. Doc. No.	Rebatable Amount (A)	Non-rebatable Amount (B)	Total (A+B)
31	BTPS_1D	01.06.2016	30.06.2016	603412972	44,165,784.00	0.00	44,165,784.00
32	BTPS_1D	01.07.2016	31.07.2016	603412973	46,790,806.00	0.00	46,790,806.00
33	BTPS_1D	01.08.2016	31.08.2016	603412974	46,540,046.00	0.00	46,540,046.00
34	BTPS_1D	01.09.2016	30.09.2016	603412975	46,842,013.00	0.00	46,842,013.00
35	BTPS_1D	01.10.2016	31.10.2016	603412976	44,332,581.00	0.00	44,332,581.00
36	BTPS_1D	01.11.2016	30.11.2016	603412977	2,427,200.00-	0.00	2,427,200.00-
37	BTPS_1D	01.12.2016	31.12.2016	603412978	24,669,909.00-	0.00	24,669,909.00-
38	BTPS_1D	01.01.2017	31.01.2017	603412979	25,529,664.00-	0.00	25,529,664.00-
39	BTPS_1D	01.02.2017	28.02.2017	603412980	20,299,710.00-	0.00	20,299,710.00-
40	BTPS_1D	01.03.2017	31.03.2017	603412981	59,931,907.00-	0.00	59,931,907.00-
41	BTPS_1D	01.04.2017	30.04.2017	603412982	18,996,701.00	0.00	18,996,701.00
42	BTPS_1D	01.05.2017	31.05.2017	603412983	18,364,498.00	0.00	18,364,498.00
43	BTPS_1D	01.06.2017	30.06.2017	603412984	18,547,867.00	0.00	18,547,867.00
44	BTPS_1D	01.07.2017	31.07.2017	603412985	18,906,228.00	0.00	18,906,228.00
45	BTPS_1D	01.08.2017	31.08.2017	603412986	19,201,028.00	0.00	19,201,028.00
46	BTPS_1D	01.09.2017	30.09.2017	603412987	18,038,272.00	0.00	18,038,272.00
47	BTPS_1D	01.10.2017	31.10.2017	603412988	14,972,046.00	0.00	14,972,046.00
48	BTPS_1D	01.11.2017	30.11.2017	603412989	10,486,585.00	0.00	10,486,585.00
49	BTPS_1D	01.12.2017	31.12.2017	603412990	10,450,927.00	0.00	10,450,927.00
50	BTPS_1D	01.01.2018	31.01.2018	603412991	10,421,590.00	0.00	10,421,590.00
51	BTPS_1D	01.02.2018	28.02.2018	603412992	4,023,673.00	0.00	4,023,673.00
52	BTPS_1D	01.03.2018	31.03.2018	603412993	19,023,909.00	0.00	19,023,909.00
53	BTPS_1D	01.04.2018	30.04.2018	603412994	15,783,256.00	0.00	15,783,256.00
54	BTPS_1D	01.05.2018	31.05.2018	603412995	15,159,788.00	0.00	15,159,788.00
55	BTPS_1D	01.06.2018	30.06.2018	603412996	15,835,678.00	0.00	15,835,678.00
56	BTPS_1D	01.07.2018	31.07.2018	603412997	14,634,724.00	0.00	14,634,724.00
57	BTPS_1D	01.08.2018	31.08.2018	603412998	14,993,613.00	0.00	14,993,613.00
58	BTPS_1D	01.09.2018	30.09.2018	603412999	15,406,261.00	0.00	15,406,261.00
59	BTPS_1D	01.10.2018	31.10.2018	603413000	7,308,989.00	0.00	7,308,989.00
60	BTPS_1D	01.12.2018	31.12.2018	603414418	572,206,849.00	0.00	572,206,849.00
61	DGPS_1E	01.03.2024	31.03.2024	603420828	18,814.00	0.00	18,814.00
62	DGPS_1F	01.04.2024	30.04.2024	603421175	7,287,405.00	0.00	7,287,405.00
63	FGTPS_1D	01.03.2016	31.03.2016	603420364	3,534.00	0.00	3,534.00
64	FGTPS_1D	01.03.2017	31.03.2017	603420365	171,820.00	0.00	171,820.00
65	FGTPS_1D	01.03.2018	31.03.2018	603420366	209,999.00	0.00	209,999.00
66	FGTPS_1D	01.03.2019	31.03.2019	603420367	161,426.00	0.00	161,426.00
67	FGTPS_1E	01.03.2024	31.03.2024	603402791	2,925.00-	0.00	2,925.00-
68	FGTPS_1E	01.03.2024	31.03.2024	603414432	3,318.00	0.00	3,318.00
69	FGTPS_1F	01.04.2024	30.04.2024	603421007	14,058,536.00	0.00	14,058,536.00
70	FGTPS_2E	01.03.2024	31.03.2024	603402792	22,077.00-	0.00	22,077.00-
71	FGTPS_2E	01.03.2024	31.03.2024	603420368	467,872.00	0.00	467,872.00
72	FGTPS_2F	01.04.2024	30.04.2024	603421008	29,943,388.00	0.00	29,943,388.00
73	FGTPS_3D	01.03.2015	31.03.2015	603420363	1,172,926.00	0.00	1,172,926.00
74	FGTPS_3E	01.03.2024	31.03.2024	603402787	16,546.00-	0.00	16,546.00-
75	FGTPS_3E	01.03.2024	31.03.2024	603414430	4,012.00	0.00	4,012.00
76	FGTPS_3F	01.04.2024	30.04.2024	603421005	19,272,200.00	0.00	19,272,200.00
77	FSTPS_1E	01.03.2024	31.03.2024	603402793	25,832.00-	0.00	25,832.00-
78	FSTPS_1E	01.03.2024	31.03.2024	603410415	4,738.00	0.00	4,738.00
79	FSTPS_1E	01.03.2024	31.03.2024	603410416	51,393.00-	0.00	51,393.00-

S.N.	Station	From Date	To Date	Ref. Doc. No.	Rebatable Amount (A)	Non-rebatable Amount (B)	Total (A+B)
80	FSTPS_1F	01.04.2024	30.04.2024	603414513	11,575,149.00	0.00	11,575,149.00
81	KHTPS_1E	01.02.2024	29.02.2024	603413002	459,887.00	0.00	459,887.00
82	KHTPS_1E	01.03.2024	31.03.2024	603402789	91,672.00-	0.00	91,672.00-
83	KHTPS_1E	01.03.2024	31.03.2024	603410413	10,743.00	0.00	10,743.00
84	KHTPS_1E	01.03.2024	31.03.2024	603413004	378,942.00	0.00	378,942.00
85	KHTPS_1F	01.04.2024	30.04.2024	603414517	29,356,449.00	0.00	29,356,449.00
86	KHTPS_2E	01.04.2023	30.04.2023	603414419	233,048.00-	0.00	233,048.00-
87	KHTPS_2E	01.05.2023	31.05.2023	603414420	238,937.00-	0.00	238,937.00-
88	KHTPS_2E	01.06.2023	30.06.2023	603414421	224,906.00-	0.00	224,906.00-
89	KHTPS_2E	01.07.2023	31.07.2023	603414422	216,146.00-	0.00	216,146.00-
90	KHTPS_2E	01.08.2023	31.08.2023	603414423	254,697.00-	0.00	254,697.00-
91	KHTPS_2E	01.09.2023	30.09.2023	603414424	230,959.00-	0.00	230,959.00-
92	KHTPS_2E	01.10.2023	31.10.2023	603414425	208,840.00-	0.00	208,840.00-
93	KHTPS_2E	01.11.2023	30.11.2023	603414426	181,821.00-	0.00	181,821.00-
94	KHTPS_2E	01.12.2023	31.12.2023	603414427	220,123.00-	0.00	220,123.00-
95	KHTPS_2E	01.01.2024	31.01.2024	603414428	226,694.00-	0.00	226,694.00-
96	KHTPS_2E	01.02.2024	29.02.2024	603413001	1,432,685.00	0.00	1,432,685.00
97	KHTPS_2E	01.02.2024	29.02.2024	603414429	231,078.00-	0.00	231,078.00-
98	KHTPS_2E	01.03.2024	31.03.2024	603402790	121,953.00-	0.00	121,953.00-
99	KHTPS_2E	01.03.2024	31.03.2024	603410414	33,153.00	0.00	33,153.00
100	KHTPS_2E	01.03.2024	31.03.2024	603413003	1,204,899.00	0.00	1,204,899.00
101	KHTPS_2E	01.03.2024	31.03.2024	603414434	261,934.00-	0.00	261,934.00-
102	KHTPS_2F	01.04.2024	30.04.2024	603414509	88,220,844.00	0.00	88,220,844.00
103	KOLDAM_1E	01.03.2023	31.03.2023	603403200	0.00	0.00	0.00
104	KOLDAM_1F	01.04.2024	30.04.2024	603421004	0.00	0.00	0.00
105	NCTPS_1E	01.04.2019	30.04.2019	603410385	1,574,968.00	0.00	1,574,968.00
106	NCTPS_1E	01.05.2019	31.05.2019	603410386	1,558,189.00	0.00	1,558,189.00
107	NCTPS_1E	01.06.2019	30.06.2019	603410387	1,450,801.00	0.00	1,450,801.00
108	NCTPS_1E	01.07.2019	31.07.2019	603410388	1,496,068.00	0.00	1,496,068.00
109	NCTPS_1E	01.08.2019	31.08.2019	603410389	1,538,132.00	0.00	1,538,132.00
110	NCTPS_1E	01.09.2019	30.09.2019	603410390	1,509,663.00	0.00	1,509,663.00
111	NCTPS_1E	01.10.2019	31.10.2019	603410391	1,580,502.00	0.00	1,580,502.00
112	NCTPS_1E	01.11.2019	30.11.2019	603410392	1,581,702.00	0.00	1,581,702.00
113	NCTPS_1E	01.12.2019	31.12.2019	603410393	1,581,130.00	0.00	1,581,130.00
114	NCTPS_1E	01.01.2020	31.01.2020	603410394	1,581,618.00	0.00	1,581,618.00
115	NCTPS_1E	01.02.2020	29.02.2020	603410395	1,578,735.00	0.00	1,578,735.00
116	NCTPS_1E	01.03.2020	31.03.2020	603410396	1,849,462.00	0.00	1,849,462.00
117	NCTPS_1E	01.04.2020	30.04.2020	603410397	3,087,660.00	0.00	3,087,660.00
118	NCTPS_1E	01.05.2020	31.05.2020	603410398	3,087,465.00	0.00	3,087,465.00
119	NCTPS_1E	01.06.2020	30.06.2020	603410399	3,087,664.00	0.00	3,087,664.00
120	NCTPS_1E	01.07.2020	31.07.2020	603410400	2,948,129.00	0.00	2,948,129.00
121	NCTPS_1E	01.08.2020	31.08.2020	603410401	3,054,222.00	0.00	3,054,222.00
122	NCTPS_1E	01.09.2020	30.09.2020	603410402	2,205,442.00	0.00	2,205,442.00
123	NCTPS_1E	01.10.2020	31.10.2020	603410403	3,087,660.00	0.00	3,087,660.00
124	NCTPS_1E	01.11.2020	30.11.2020	603410404	3,087,660.00	0.00	3,087,660.00
125	NCTPS_1E	01.03.2021	31.03.2021	603410408	255,362.00	0.00	255,362.00
126	NCTPS_1F	01.04.2024	30.04.2024	603421176	26,760,533.00	0.00	26,760,533.00
127	NCTPS_2E	01.04.2019	30.04.2019	603408103	12.00	0.00	12.00
128	NCTPS_2E	01.05.2019	31.05.2019	603409488	13.00	0.00	13.00

S.N.	Station	From Date	To Date	Ref. Doc. No.	Rebatable Amount (A)	Non-rebatable Amount (B)	Total (A+B)
129	NCTPS_2E	01.06.2019	30.06.2019	603409489	14.00	0.00	14.00
130	NCTPS_2E	01.07.2019	31.07.2019	603409490	14.00	0.00	14.00
131	NCTPS_2E	01.08.2019	31.08.2019	603409491	15.00	0.00	15.00
132	NCTPS_2E	01.09.2019	30.09.2019	603409492	9.00	0.00	9.00
133	NCTPS_2E	01.10.2019	31.10.2019	603409493	357.00	0.00	357.00
134	NCTPS_2E	01.11.2019	30.11.2019	603409752	450.00	0.00	450.00
135	NCTPS_2E	01.12.2019	31.12.2019	603409753	465.00	0.00	465.00
136	NCTPS_2E	01.01.2020	31.01.2020	603409754	460.00	0.00	460.00
137	NCTPS_2E	01.02.2020	29.02.2020	603409755	447.00	0.00	447.00
138	NCTPS_2E	01.03.2020	31.03.2020	603409756	447.00	0.00	447.00
139	NCTPS_2E	01.04.2020	30.04.2020	603408104	356.00	0.00	356.00
140	NCTPS_2E	01.05.2020	31.05.2020	603408105	358.00	0.00	358.00
141	NCTPS_2E	01.06.2020	30.06.2020	603408106	357.00	0.00	357.00
142	NCTPS_2E	01.07.2020	31.07.2020	603408107	339.00	0.00	339.00
143	NCTPS_2E	01.08.2020	31.08.2020	603408108	357.00	0.00	357.00
144	NCTPS_2E	01.09.2020	30.09.2020	603408109	356.00	0.00	356.00
145	NCTPS_2E	01.10.2020	31.10.2020	603408110	351.00	0.00	351.00
146	NCTPS_2E	01.11.2020	30.11.2020	603408111	356.00	0.00	356.00
147	NCTPS_2E	01.12.2020	31.12.2020	603408112	356.00	0.00	356.00
148	NCTPS_2E	01.01.2021	31.01.2021	603408113	355.00	0.00	355.00
149	NCTPS_2E	01.02.2021	28.02.2021	603408114	355.00	0.00	355.00
150	NCTPS_2E	01.03.2021	31.03.2021	603408115	360.00	0.00	360.00
151	NCTPS_2E	01.04.2021	30.04.2021	603408116	104.00-	0.00	104.00-
152	NCTPS_2E	01.05.2021	31.05.2021	603408117	104.00-	0.00	104.00-
153	NCTPS_2E	01.06.2021	30.06.2021	603408118	104.00-	0.00	104.00-
154	NCTPS_2E	01.07.2021	31.07.2021	603408119	88.00-	0.00	88.00-
155	NCTPS_2E	01.08.2021	31.08.2021	603408120	103.00-	0.00	103.00-
156	NCTPS_2E	01.09.2021	30.09.2021	603408121	104.00-	0.00	104.00-
157	NCTPS_2E	01.10.2021	31.10.2021	603408122	104.00-	0.00	104.00-
158	NCTPS_2E	01.11.2021	30.11.2021	603408123	104.00-	0.00	104.00-
159	NCTPS_2E	01.12.2021	31.12.2021	603408124	104.00-	0.00	104.00-
160	NCTPS_2E	01.01.2022	31.01.2022	603408125	104.00-	0.00	104.00-
161	NCTPS_2E	01.02.2022	28.02.2022	603408126	104.00-	0.00	104.00-
162	NCTPS_2E	01.03.2022	31.03.2022	603408127	104.00-	0.00	104.00-
163	NCTPS_2E	01.04.2022	30.04.2022	603408128	335.00-	0.00	335.00-
164	NCTPS_2E	01.05.2022	31.05.2022	603408129	329.00-	0.00	329.00-
165	NCTPS_2E	01.06.2022	30.06.2022	603408130	162,821.00	0.00	162,821.00
166	NCTPS_2E	01.07.2022	31.07.2022	603408131	108,139.00	0.00	108,139.00
167	NCTPS_2E	01.08.2022	31.08.2022	603408132	107,282.00	0.00	107,282.00
168	NCTPS_2E	01.09.2022	30.09.2022	603408133	105,809.00	0.00	105,809.00
169	NCTPS_2E	01.10.2022	31.10.2022	603408135	78,240.00	0.00	78,240.00
170	NCTPS_2E	01.11.2022	30.11.2022	603408136	341,164.00	0.00	341,164.00
171	NCTPS_2E	01.12.2022	31.12.2022	603408137	341,473.00	0.00	341,473.00
172	NCTPS_2E	01.01.2023	31.01.2023	603408138	341,560.00	0.00	341,560.00
173	NCTPS_2E	01.02.2023	28.02.2023	603408139	344,186.00	0.00	344,186.00
174	NCTPS_2E	01.03.2023	31.03.2023	603408140	341,064.00	0.00	341,064.00
175	NCTPS_2E	01.04.2023	30.04.2023	603408141	1,322,672.00	0.00	1,322,672.00
176	NCTPS_2E	01.05.2023	31.05.2023	603408143	1,322,672.00	0.00	1,322,672.00
177	NCTPS_2E	01.06.2023	30.06.2023	603408144	1,322,672.00	0.00	1,322,672.00

S.N.	Station	From Date	To Date	Ref. Doc. No.	Rebatable Amount (A)	Non-rebatable Amount (B)	Total (A+B)
178	NCTPS_2E	01.07.2023	31.07.2023	603408145	1,322,672.00	0.00	1,322,672.00
179	NCTPS_2E	01.08.2023	31.08.2023	603408146	1,322,672.00	0.00	1,322,672.00
180	NCTPS_2E	01.09.2023	30.09.2023	603408147	1,322,672.00	0.00	1,322,672.00
181	NCTPS_2E	01.10.2023	31.10.2023	603408148	1,322,672.00	0.00	1,322,672.00
182	NCTPS_2E	01.11.2023	30.11.2023	603409494	1,320,214.00	0.00	1,320,214.00
183	NCTPS_2E	01.12.2023	31.12.2023	603409495	1,325,131.00	0.00	1,325,131.00
184	NCTPS_2E	01.01.2024	31.01.2024	603409496	1,322,672.00	0.00	1,322,672.00
185	NCTPS_2E	01.02.2024	29.02.2024	603409497	2,136,573.00	0.00	2,136,573.00
186	NCTPS_2E	01.03.2024	31.03.2024	603402785	984,424.00-	0.00	984,424.00-
187	NCTPS_2E	01.03.2024	31.03.2024	603409487	2,395,541.00	0.00	2,395,541.00
188	NCTPS_2E	01.03.2024	31.03.2024	603420362	27,244,821.00-	0.00	27,244,821.00-
189	NCTPS_2F	01.04.2024	30.04.2024	603421171	490,352,624.00	0.00	490,352,624.00
190	RHTPS_1F	01.04.2024	30.04.2024	603420830	0.00	0.00	0.00
191	RHTPS_2E	01.04.2023	30.04.2023	603417208	279,389.00-	0.00	279,389.00-
192	RHTPS_2E	01.05.2023	31.05.2023	603417210	273,866.00-	0.00	273,866.00-
193	RHTPS_2E	01.06.2023	30.06.2023	603417212	272,380.00-	0.00	272,380.00-
194	RHTPS_2E	01.07.2023	31.07.2023	603417214	288,194.00-	0.00	288,194.00-
195	RHTPS_2E	01.08.2023	31.08.2023	603417216	278,600.00-	0.00	278,600.00-
196	RHTPS_2E	01.09.2023	30.09.2023	603417218	245,476.00-	0.00	245,476.00-
197	RHTPS_2E	01.10.2023	31.10.2023	603417220	117,808.00-	0.00	117,808.00-
198	RHTPS_2E	01.11.2023	30.11.2023	603417222	277,539.00-	0.00	277,539.00-
199	RHTPS_2E	01.12.2023	31.12.2023	603417224	242,040.00-	0.00	242,040.00-
200	RHTPS_2E	01.01.2024	31.01.2024	603417226	188,117.00-	0.00	188,117.00-
201	RHTPS_2E	01.02.2024	29.02.2024	603417228	258,007.00-	0.00	258,007.00-
202	RHTPS_2E	01.03.2024	31.03.2024	603402788	34,916.00-	0.00	34,916.00-
203	RHTPS_2E	01.03.2024	31.03.2024	603414431	17,430.00	0.00	17,430.00
204	RHTPS_2E	01.03.2024	31.03.2024	603417230	266,599.00-	0.00	266,599.00-
205	RHTPS_2F	01.04.2024	30.04.2024	603421006	43,487,299.00	0.00	43,487,299.00
206	RHTPS_3E	01.04.2023	30.04.2023	603417207	811,248.00-	0.00	811,248.00-
207	RHTPS_3E	01.05.2023	31.05.2023	603417206	833,219.00-	0.00	833,219.00-
208	RHTPS_3E	01.06.2023	30.06.2023	603417205	823,834.00-	0.00	823,834.00-
209	RHTPS_3E	01.07.2023	31.07.2023	603417204	853,998.00-	0.00	853,998.00-
210	RHTPS_3E	01.08.2023	31.08.2023	603417203	832,034.00-	0.00	832,034.00-
211	RHTPS_3E	01.09.2023	30.09.2023	603417202	829,415.00-	0.00	829,415.00-
212	RHTPS_3E	01.10.2023	31.10.2023	603417201	853,144.00-	0.00	853,144.00-
213	RHTPS_3E	01.11.2023	30.11.2023	603417200	845,671.00-	0.00	845,671.00-
214	RHTPS_3E	01.12.2023	31.12.2023	603417199	851,029.00-	0.00	851,029.00-
215	RHTPS_3E	01.01.2024	31.01.2024	603417198	715,768.00-	0.00	715,768.00-
216	RHTPS_3E	01.02.2024	29.02.2024	603417197	401,218.00-	0.00	401,218.00-
217	RHTPS_3E	01.03.2024	31.03.2024	603402786	86,083.00-	0.00	86,083.00-
218	RHTPS_3E	01.03.2024	31.03.2024	603414417	29,269.00	0.00	29,269.00
219	RHTPS_3E	01.03.2024	31.03.2024	603417196	811,771.00-	0.00	811,771.00-
220	RHTPS_3F	01.04.2024	30.04.2024	603421003	99,059,225.00	0.00	99,059,225.00
221	SSHPS_1C	01.04.2024	30.04.2024	603421172	0.00	0.00	0.00
222	SSTPS_1E	01.04.2023	30.04.2023	603417209	641,533.00-	0.00	641,533.00-
223	SSTPS_1E	01.05.2023	31.05.2023	603417211	688,406.00-	0.00	688,406.00-
224	SSTPS_1E	01.06.2023	30.06.2023	603417213	701,775.00-	0.00	701,775.00-
225	SSTPS_1E	01.07.2023	31.07.2023	603417215	722,827.00-	0.00	722,827.00-
226	SSTPS_1E	01.08.2023	31.08.2023	603417217	723,989.00-	0.00	723,989.00-



Bill No. 603412946

NTPC Ltd.
NCR-Headquarters
R&D Building, Sector-24
Noida, UP 201301

Energy Bill **01.04.2014 – 30.04.2014**
Bill No. **603412946** Revision Bill
Date **01.05.2024**
Beneficiary **BSES YAMUNA POWER LTD .**
Station **Badarpur Thermal Power Station 1D**

Tariff Ref. **CERC Regulation 2014-19**

REA Ref.

REA Date

Regular Energy

SNo	Description	Unit	Rate	Current Amount	Already Claimed	Net Now Claimed
01	Capacity Charge(Monthly Basis)	Rs. Cr/Yr	372.88960	55,966,865	50,556,179	5,410,686
02	Energy Charges Coal	Rs./kWh	4.34800	236,274,181	236,274,181	0
Totals				292,241,046	286,830,360	5,410,686

Grand Total 5,410,686

Rupees (in words) **Fifty-Four Lakh Ten Thousand Six Hundred Eighty-Six Only**

REA Data - Regular Energy

Station Data			Beneficiary Data		
PAFN	78.720	%	SG Coal	54,340,888	kWh
NAPAF	83.00	%	Incentive Energy (Cum)	0	kWh
			Monthly Entitlement	18.9900000	%
			Cumulative Entitlement	37.9800000	%

Energy Charge Rate (ECR)					
Coal	4.348	Rs/kWh	$\left\{ \frac{\{GHR - SFC \times CVSF\} \times LPPF}{CVPF} + SFC \times LPSF \right\} \times \{100 / (100 - AIR)\}$		
Base Values			Month Values		
AUX	8.50	%	CVSF	9,544.62	kCal/Litre
GHR	2,750.00	kCal/kWh	LPPF	4,887.83	Rs./MT
SFC	0.50000	mL/kWh	CVPF	3,400.88	kCal/Kg
Incentive Rate	0.50	Rs/kWh	LPSF	65,602.89	Rs./KL

ED/CESS on APC

Total SG for Station	0	kWh	Cess Rate on APC	0.00	p/kWh
Colony Consumption	0	kWh	ED Rate on APC	0.00	p/kWh
Const./Commissioning Power	0	kWh	SG for Beneficiary	54,340,888	kWh
Total	0	kWh	Cess on APC for Beneficiary	0	Rs.
APC	0	kWh	ED on APC for Beneficiary	0	Rs.

Compensation Charges

Station Cumulative SG	0	kWh	Cumulative ECR(Normative)	0.000	Rs./kWh
Benef. En. Req(Below 85%)	0	kWh	Cumulative ECR(Actual)	0.000	Rs./kWh
Statio En. Req(Below 85%)	0	kWh	Cumulative ECR(DC)	0.000	Rs./kWh
LPPF(Cumulative)	0.00	Rs./MT	Cumulative ECR(SG)	0.000	Rs./kWh
CVPF(Cumulative)	0.00	kCal/KG	AUL(DC)	0	%
LPSF(Cumulative)	0.00	Rs./KL	AUL(SG)	0.00000	%
Avg. LPL(Cumulative)	0.00	Rs./MT	GHR Actual(Cumulative)	0.00	kCal/kWh
CVSF(Cumulative)	0.00	kCal/Litre	AUX Actual(Cumulative)	0.00	%

Bill No. 603412947



NTPC Ltd.
NCR-Headquarters
R&D Building, Sector-24
Noida, UP 201301

Energy Bill 01.05.2014 – 31.05.2014
Bill No. 603412947 Revision Bill
Date 01.05.2024
Beneficiary BSES YAMUNA POWER LTD .
Station Badarpur Thermal Power Station 1D

Tariff Ref. CERC Regulation 2014-19

REA Ref.

REA Date

Regular Energy

SNo	Description	Unit	Rate	Current Amount	Already Claimed	Net Now Claimed
01	Capacity Charge(Monthly Basis)	Rs. Cr/Yr	372.88960	62,052,694	56,053,650	5,999,044
02	Energy Charges Coal	Rs./kWh	4.53000	312,207,351	312,207,351	0
Totals				374,260,045	368,261,001	5,999,044

Grand Total

5,999,044

Rupees (in words) **Fifty-Nine Lakh Ninety-Nine Thousand Forty-Four Only**

REA Data - Regular Energy

Station Data			Beneficiary Data		
PAFN	84.510	%	SG Coal	68,919,945	kWh
NAPAF	83.00	%	Incentive Energy (Cum)	0	kWh
			Monthly Entitlement	18.9900000	%
			Cumulative Entitlement	37.9800000	%

Energy Charge Rate (ECR)

Coal	4.53	Rs/kWh	$\left\{ \frac{\{GHR - SFC \times CVSF\} \times LPPF}{CVPF} + SFC \times LPSF \right\} \times \{100 / (100 - ATR)\}$		
Base Values		Month Values			
AUX	8.50	%	CVSF	9,580.06	kCal/Litre
GHR	2,750.00	kCal/kWh	LPPF	5,058.90	Rs./MT
SFC	0.50000	mL/kWh	CVPF	3,377.90	kCal/Kg
Incentive Rate	0.50	Rs/kWh	LPSF	66,737.50	Rs./KL

ED/CESS on APC

Total SG for Station	0	kWh	Cess Rate on APC	0.00	p/kWh
Colony Consumption	0	kWh	ED Rate on APC	0.00	p/kWh
Const./Commissioning Power	0	kWh	SG for Beneficiary	68,919,945	kWh
Total	0	kWh	Cess on APC for Beneficiary	0	Rs.
APC	0	kWh	ED on APC for Beneficiary	0	Rs.

Compensation Charges

Station Cumulative SG	0	kWh	Cumulative ECR(Normative)	0.000	Rs./kWh
Benef. En. Req(Below 85%)	0	kWh	Cumulative ECR(Actual)	0.000	Rs./kWh
Statio En. Req(Below 85%)	0	kWh	Cumulative ECR(DC)	0.000	Rs./kWh
LPPF(Cumulative)	0.00	Rs./MT	Cumulative ECR(SG)	0.000	Rs./kWh
CVPF(Cumulative)	0.00	kCal/KG	AUL(DC)	0	%
LPSF(Cumulative)	0.00	Rs./KL	AUL(SG)	0.00000	%
Avg. LPL(Cumulative)	0.00	Rs./MT	GHR Actual(Cumulative)	0.00	kCal/kWh
CVSF(Cumulative)	0.00	kCal/Litre	AUX Actual(Cumulative)	0.00	%



Bill No. 603412948

NTPC Ltd.
NCR-Headquarters
R&D Building, Sector-24
Noida, UP 201301

Energy Bill **01.06.2014 – 30.06.2014**
Bill No. **603412948** Revision Bill
Date **01.05.2024**
Beneficiary **BSES YAMUNA POWER LTD .**
Station **Badarpur Thermal Power Station 1D**

Tariff Ref. **CERC Regulation 2014-19**
REA Ref.
REA Date

Regular Energy

SNo	Description	Unit	Rate	Current Amount	Already Claimed	Net Now Claimed
01	Capacity Charge(Monthly Basis)	Rs. Cr/Yr	372.88960	59,009,779	53,304,914	5,704,865
02	Energy Charges Coal	Rs./kWh	4.55000	354,079,881	354,079,881	0
03	Interest Charges Receivable	Rs. Lakhs	97.23675	9,723,675	9,723,675	0
Totals				422,813,335	417,108,470	5,704,865

Grand Total 5,704,865

Rupees (in words) **Fifty-Seven Lakh Four Thousand Eight Hundred Sixty-Five Only**

REA Data - Regular Energy

Station Data			Beneficiary Data		
PAFN	86.350	%	SG Coal	77,819,754	kWh
NAPAF	83.00	%	Incentive Energy (Cum)	0	kWh
			Monthly Entitlement	18.9900000	%
			Cumulative Entitlement	37.9800000	%

Energy Charge Rate (ECR)

Coal	4.55	Rs/kWh	$\left\{ \frac{(GHR - SFC \times CVSF) \times LPPF}{CVPF} + SFC \times LPSF \right\} \times \{100 / (100 - AIX)\}$		
Base Values			Month Values		
AUX	8.50	%	CVSF	9,570.86	kCal/Litre
GHR	2,750.00	kCal/kWh	LPPF	5,035.72	Rs./MT
SFC	0.50000	mL/kWh	CVPF	3,347.19	kCal/Kg
Incentive Rate	0.50	Rs/kWh	LPSF	66,462.75	Rs./KL

ED/CESS on APC

Total SG for Station	0	kWh	Cess Rate on APC	0.00	p/kWh
Colony Consumption	0	kWh	ED Rate on APC	0.00	p/kWh
Const./Commissioning Power	0	kWh	SG for Beneficiary	77,819,754	kWh
Total	0	kWh	Cess on APC for Beneficiary	0	Rs.
APC	0	kWh	ED on APC for Beneficiary	0	Rs.

Compensation Charges

Station Cumulative SG	0	kWh	Cumulative ECR(Normative)	0.000	Rs./kWh
Benef. En. Req(Below 85%)	0	kWh	Cumulative ECR(Actual)	0.000	Rs./kWh
Statio En. Req(Below 85%)	0	kWh	Cumulative ECR(DC)	0.000	Rs./kWh
LPPF(Cumulative)	0.00	Rs./MT	Cumulative ECR(SG)	0.000	Rs./kWh
CVPF(Cumulative)	0.00	kCal/KG	AUL(DC)	0	%
LPSF(Cumulative)	0.00	Rs./KL	AUL(SG)	0.00000	%
Avg. LPL(Cumulative)	0.00	Rs./MT	GHR Actual(Cumulative)	0.00	kCal/kWh
CVSF(Cumulative)	0.00	kCal/Litre	AUX Actual(Cumulative)	0.00	%

Bill No. 603412949



NTPC Ltd.
NCR-Headquarters
R&D Building, Sector-24
Noida, UP 201301

Energy Bill **01.07.2014 – 31.07.2014**
Bill No. **603412949** Revision Bill
Date **01.05.2024**
Beneficiary **BSES YAMUNA POWER LTD .**
Station **Badarpur Thermal Power Station 1D**

Tariff Ref. **CERC Regulation 2014-19**

REA Ref.

REA Date

Regular Energy

SNo	Description	Unit	Rate	Current Amount	Already Claimed	Net Now Claimed
01	Capacity Charge(Monthly Basis)	Rs. Cr/Yr	372.88960	59,009,779	53,304,914	5,704,865
02	Energy Charges Coal	Rs./kWh	4.38500	330,670,789	330,670,789	0
03	Interest Charges Receivable	Rs. Lakhs	25.04631	2,504,631	2,504,631	0
Totals				392,185,199	386,480,334	5,704,865

Grand Total

5,704,865

Rupees (in words) **Fifty-Seven Lakh Four Thousand Eight Hundred Sixty-Five Only**

REA Data - Regular Energy

Station Data			Beneficiary Data		
PAFN	86.890	%	SG Coal	75,409,530	kWh
NAPAF	83.00	%	Incentive Energy (Cum)	0	kWh
			Monthly Entitlement	18.9900000	%
			Cumulative Entitlement	37.9800000	%

Energy Charge Rate (ECR)					
Coal	4.385	Rs/kWh	$\left\{ \frac{\{GHR - SFC \times CVSF\} \times LPPF}{CVPF} + SFC \times LPSF \right\} \times \{100 / (100 - AUX)\}$		
Base Values			Month Values		
AUX	8.50	%	CVSF	9,586.88	kCal/Litre
GHR	2,750.00	kCal/kWh	LPPF	4,643.29	Rs./MT
SFC	0.50000	mL/kWh	CVPF	3,203.36	kCal/Kg
Incentive Rate	0.50	Rs/kWh	LPSF	66,968.90	Rs./KL

ED/CESS on APC

Total SG for Station	0	kWh	Cess Rate on APC	0.00	p/kWh
Colony Consumption	0	kWh	ED Rate on APC	0.00	p/kWh
Const./Commissioning Power	0	kWh	SG for Beneficiary	75,409,530	kWh
Total	0	kWh	Cess on APC for Beneficiary	0	Rs.
APC	0	kWh	ED on APC for Beneficiary	0	Rs.

Compensation Charges

Station Cumulative SG	0	kWh	Cumulative ECR(Normative)	0.000	Rs./kWh
Benef. En. Req(Below 85%)	0	kWh	Cumulative ECR(Actual)	0.000	Rs./kWh
Statio En. Req(Below 85%)	0	kWh	Cumulative ECR(DC)	0.000	Rs./kWh
LPPF(Cumulative)	0.00	Rs./MT	Cumulative ECR(SG)	0.000	Rs./kWh
CVPF(Cumulative)	0.00	kCal/KG	AUL(DC)	0	%
LPSF(Cumulative)	0.00	Rs./KL	AUL(SG)	0.00000	%
Avg. LPL(Cumulative)	0.00	Rs./MT	GHR Actual(Cumulative)	0.00	kCal/kWh
CVSF(Cumulative)	0.00	kCal/Litre	AUX Actual(Cumulative)	0.00	%

Bill No. 603412950



NTPC Ltd.
NCR-Headquarters
R&D Building, Sector-24
Noida, UP 201301

Energy Bill **01.08.2014 - 31.08.2014**
Bill No. **603412950** Revision Bill
Date **01.05.2024**
Beneficiary **BSES YAMUNA POWER LTD .**
Station **Badarpur Thermal Power Station 1D**

Tariff Ref. **CERC Regulation 2014-19**
REA Ref.
REA Date

Regular Energy

SNo	Description	Unit	Rate	Current Amount	Already Claimed	Net Now Claimed
01	Capacity Charge(Monthly Basis)	Rs. Cr/Yr	372.88960	59,009,779	53,304,914	5,704,865
02	Energy Charges Coal	Rs./kWh	4.31300	239,820,548	239,820,548	0
03	Interest Charges Receivable	Rs. Lakhs	11.21793	1,121,793	1,121,793	0
Totals				299,952,120	294,247,255	5,704,865

Grand Total 5,704,865

Rupees (in words) **Fifty-Seven Lakh Four Thousand Eight Hundred Sixty-Five Only**

REA Data - Regular Energy

Station Data			Beneficiary Data		
PAFN	83.590	%	SG Coal	55,604,115	kWh
NAPAF	83.00	%	Incentive Energy (Cum)	0	kWh
			Monthly Entitlement	18.9900000	%
			Cumulative Entitlement	37.9800000	%

Energy Charge Rate (ECR)

Coal	4.313	Rs/kWh	$\left\{ \frac{\{GHR - SFC \times CVSF\} + LPPF}{CVPF} + SFC \times LPSF \right\} \times \{100 / (100 - AUX)\}$		
Base Values			Month Values		
AUX	8.50	%	CVSF	9,590.38	kCal/Litre
GHR	2,750.00	kCal/kWh	LPPF	4,473.78	Rs./MT
SFC	0.50000	mL/kWh	CVPF	3,139.09	kCal/Kg
Incentive Rate	0.50	Rs/kWh	LPSF	67,078.55	Rs./KL

ED/CESS on APC

Total SG for Station	0	kWh	Cess Rate on APC	0.00	p/kWh
Colony Consumption	0	kWh	ED Rate on APC	0.00	p/kWh
Const./Commissioning Power	0	kWh	SG for Beneficiary	55,604,115	kWh
Total	0	kWh	Cess on APC for Beneficiary	0	Rs.
APC	0	kWh	ED on APC for Beneficiary	0	Rs.

Compensation Charges

Station Cumulative SG	0	kWh	Cumulative ECR(Normative)	0.000	Rs./kWh
Benef. En. Req(Below 85%)	0	kWh	Cumulative ECR(Actual)	0.000	Rs./kWh
Statio En. Req(Below 85%)	0	kWh	Cumulative ECR(DC)	0.000	Rs./kWh
LPPF(Cumulative)	0.00	Rs./MT	Cumulative ECR(SG)	0.000	Rs./kWh
CVPF(Cumulative)	0.00	kCal/KG	AUL(DC)	0	%
LPSF(Cumulative)	0.00	Rs./KL	AUL(SG)	0.00000	%
Avg. LPL(Cumulative)	0.00	Rs./MT	GHR Actual(Cumulative)	0.00	kCal/kWh
CVSF(Cumulative)	0.00	kCal/Litre	AUX Actual(Cumulative)	0.00	%

Bill No. 603412951



NTPC Ltd.
NCR-Headquarters
R&D Building, Sector-24
Noida, UP 201301

Energy Bill 01.09.2014 – 30.09.2014

Bill No. 603412951 Revision Bill

Date 01.05.2024

Beneficiary BSES YAMUNA POWER LTD .

Station Badarpur Thermal Power Station 1D

Tariff Ref. CERC Regulation 2014-19

REA Ref.

REA Date

Regular Energy

SNo	Description	Unit	Rate	Current Amount	Already Claimed	Net Now Claimed
01	Capacity Charge(Monthly Basis)	Rs. Cr/Yr	372.88960	40,521,929	36,604,407	3,917,522
02	Energy Charges Coal	Rs./kWh	4.15800	174,910,108	174,910,108	0
03	Interest Charges Receivable	Rs. Lakhs	14.50887	1,450,887	1,450,887	0
Totals				216,882,924	212,965,402	3,917,522

Grand Total

3,917,522

Rupees (in words) **Thirty-Nine Lakh Seventeen Thousand Five Hundred Twenty-Two Only**

REA Data - Regular Energy

Station Data			Beneficiary Data		
PAFN	78.670	%	SG Coal	42,065,923	kWh
NAPAF	83.00	%	Incentive Energy (Cum)	0	kWh
			Monthly Entitlement	18.9820000	%
			Cumulative Entitlement	37.9774000	%

Energy Charge Rate (ECR)					
Coal	4.158	Rs/kWh	$\left\{ \frac{(GHR - SFC \times CVSF) + LPPF}{CVPF} + SFC \times LPSF \right\} \times \frac{100}{(100 - AHC)}$		
Base Values			Month Values		
AUX	8.50	%	CVSF	9,570.93	kCal/Litre
GHR	2,750.00	kCal/kWh	LPPF	4,253.67	Rs./MT
SFC	0.50000	mL/kWh	CVPF	3,095.59	kCal/Kg
Incentive Rate	0.50	Rs/kWh	LPSF	64,799.19	Rs./KL

ED/CESS on APC

Total SG for Station	0	kWh	Cess Rate on APC	0.00	p/kWh
Colony Consumption	0	kWh	ED Rate on APC	0.00	p/kWh
Const./Commissioning Power	0	kWh	SG for Beneficiary	42,065,923	kWh
Total	0	kWh	Cess on APC for Beneficiary	0	Rs.
APC	0	kWh	ED on APC for Beneficiary	0	Rs.

Compensation Charges

Station Cumulative SG	0	kWh	Cumulative ECR(Normative)	0.000	Rs./kWh
Benef. En. Req(Below 85%)	0	kWh	Cumulative ECR(Actual)	0.000	Rs./kWh
Statio En. Req(Below 85%)	0	kWh	Cumulative ECR(DC)	0.000	Rs./kWh
LPPF(Cumulative)	0.00	Rs./MT	Cumulative ECR(SG)	0.000	Rs./kWh
CVPF(Cumulative)	0.00	kCal/KG	AUL(DC)	0	%
LPSF(Cumulative)	0.00	Rs./KL	AUL(SG)	0.00000	%
Avg. LPL(Cumulative)	0.00	Rs./MT	GHR Actual(Cumulative)	0.00	kCal/kWh
CVSF(Cumulative)	0.00	kCal/Litre	AUX Actual(Cumulative)	0.00	%

Bill No. 603412952



NTPC Ltd.
NCR-Headquarters
R&D Building, Sector-24
Noida, UP 201301

Energy Bill **01.10.2014 - 31.10.2014**
Bill No. **603412952** Revision Bill
Date **01.05.2024**
Beneficiary **BSES YAMUNA POWER LTD .**
Station **Badarpur Thermal Power Station 1D**

Tariff Ref. **CERC Regulation 2014-19**

REA Ref.

REA Date

Regular Energy

SNo	Description	Unit	Rate	Current Amount	Already Claimed	Net Now Claimed
01	Capacity Charge(Monthly Basis)	Rs. Cr/Yr	372.88960	30,621,215	27,660,860	2,960,355
02	Energy Charges Coal	Rs./kWh	4.45300	139,746,958	139,746,958	0
03	Interest Charges Receivable	Rs. Lakhs	20.33945	2,033,945	2,033,945	0
Totals				172,402,118	169,441,763	2,960,355

Grand Total

2,960,355

Rupees (in words) **Twenty-Nine Lakh Sixty Thousand Three Hundred Fifty-Five Only**

REA Data - Regular Energy

Station Data			Beneficiary Data		
PAFN	77.560	%	SG Coal	31,382,654	kWh
NAPAF	83.00	%	Incentive Energy (Cum)	0	kWh
			Monthly Entitlement	11.5360000	%
			Cumulative Entitlement	35.8182000	%

Energy Charge Rate (ECR)					
Coal	4.453	Rs/kWh			
$\left\{ \frac{\{GHR - SFC \times CVSF\} \times LPPF}{CVPF} + SFC \times LPSF \right\} \times \{100 / (100 - AIX)\}$					
Base Values		Month Values			
AUX	8.50	%	CVSF	9,537.00	kCal/Litre
GHR	2,750.00	kCal/kWh	LPPF	4,613.81	Rs./MT
SFC	0.50000	mL/kWh	CVPF	3,133.40	kCal/Kg
Incentive Rate	0.50	Rs/kWh	LPSF	65,392.00	Rs./KL

ED/CESS on APC

Total SG for Station	0	kWh	Cess Rate on APC	0.00	p/kWh
Colony Consumption	0	kWh	ED Rate on APC	0.00	p/kWh
Const./Commissioning Power	0	kWh	SG for Beneficiary	31,382,654	kWh
Total	0	kWh	Cess on APC for Beneficiary	0	Rs.
APC	0	kWh	ED on APC for Beneficiary	0	Rs.

Compensation Charges

Station Cumulative SG	0	kWh	Cumulative ECR(Normative)	0.000	Rs./kWh
Benef. En. Req(Below 85%)	0	kWh	Cumulative ECR(Actual)	0.000	Rs./kWh
Statio En. Req(Below 85%)	0	kWh	Cumulative ECR(DC)	0.000	Rs./kWh
LPPF(Cumulative)	0.00	Rs./MT	Cumulative ECR(SG)	0.000	Rs./kWh
CVPF(Cumulative)	0.00	kCal/KG	AUL(DC)	0	%
LPSF(Cumulative)	0.00	Rs./KL	AUL(SG)	0.00000	%
Avg. LPL(Cumulative)	0.00	Rs./MT	GHR Actual(Cumulative)	0.00	kCal/kWh
CVSF(Cumulative)	0.00	kCal/Litre	AUX Actual(Cumulative)	0.00	%

Bill No. 603412953



NTPC Ltd.
NCR-Headquarters
R&D Building, Sector-24
Noida, UP 201301

Energy Bill 01.11.2014 – 30.11.2014

Bill No. 603412953 Revision Bill

Date 01.05.2024

Beneficiary BSES YAMUNA POWER LTD .

Station Badarpur Thermal Power Station 1D

Tariff Ref. CERC Regulation 2014-19

REA Ref.

REA Date

Regular Energy

SNo	Description	Unit	Rate	Current Amount	Already Claimed	Net Now Claimed
01	Capacity Charge(Monthly Basis)	Rs. Cr/Yr	372.88960	41,320,970	37,326,199	3,994,771
02	Energy Charges Coal	Rs./kWh	4.40000	110,125,550	110,125,550	0
03	Interest Charges Receivable	Rs. Lakhs	33.50590	3,350,590	3,350,590	0
Totals				154,797,110	150,802,339	3,994,771

Grand Total

3,994,771

Rupees (in words) **Thirty-Nine Lakh Ninety-Four Thousand Seven Hundred Seventy-One Only**

REA Data - Regular Energy

Station Data			Beneficiary Data		
PAFN	80.060	%	SG Coal	25,028,534	kWh
NAPAF	83.00	%	Incentive Energy (Cum)	0	kWh
			Monthly Entitlement	11.3130000	%
			Cumulative Entitlement	34.1962000	%

Energy Charge Rate (ECR)

Coal	4.4	Rs/kWh	$\left\{ \frac{\{GHR - SFC \times CVSF\} \times LPPF}{CVPF} + SFC \times LPSF \right\} \times \{100 / (100 - INX)\}$		
Base Values			Month Values		
AUX	8.50	%	CVSF	9,575.14	kCal/Litre
GHR	2,750.00	kCal/kWh	LPPF	4,664.63	Rs./MT
SFC	0.50000	mL/kWh	CVPF	3,206.77	kCal/Kg
Incentive Rate	0.50	Rs/kWh	LPSF	64,896.49	Rs./KL

ED/CESS on APC

Total SG for Station	0	kWh	Cess Rate on APC	0.00	p/kWh
Colony Consumption	0	kWh	ED Rate on APC	0.00	p/kWh
Const./Commissioning Power	0	kWh	SG for Beneficiary	25,028,534	kWh
Total	0	kWh	Cess on APC for Beneficiary	0	Rs.
APC	0	kWh	ED on APC for Beneficiary	0	Rs.

Compensation Charges

Station Cumulative SG	0	kWh	Cumulative ECR(Normative)	0.000	Rs./kWh
Benef. En. Req(Below 85%)	0	kWh	Cumulative ECR(Actual)	0.000	Rs./kWh
Statio En. Req(Below 85%)	0	kWh	Cumulative ECR(DC)	0.000	Rs./kWh
LPPF(Cumulative)	0.00	Rs./MT	Cumulative ECR(SG)	0.000	Rs./kWh
CVPF(Cumulative)	0.00	kCal/KG	AUL(DC)	0	%
LPSF(Cumulative)	0.00	Rs./KL	AUL(SG)	0.00000	%
Avg. LPL(Cumulative)	0.00	Rs./MT	GHR Actual(Cumulative)	0.00	kCal/kWh
CVSF(Cumulative)	0.00	kCal/Litre	AUX Actual(Cumulative)	0.00	%

Bill No. 603412954



NTPC Ltd.
NCR-Headquarters
R&D Building, Sector-24
Noida, UP 201301

Energy Bill **01.12.2014 - 31.12.2014**
Bill No. **603412954** Revision Bill
Date **01.05.2024**
Beneficiary **BSES YAMUNA POWER LTD .**
Station **Badarpur Thermal Power Station 1D**

Tariff Ref. **CERC Regulation 2014-19**

REA Ref.

REA Date

Regular Energy

SNo	Description	Unit	Rate	Current Amount	Already Claimed	Net Now Claimed
01	Capacity Charge(Monthly Basis)	Rs. Cr/Yr	372.88960	47,852,691	43,226,455	4,626,236
02	Energy Charges Coal	Rs./kWh	4.59400	116,667,019	116,667,019	0
03	Interest Charges Receivable	Rs. Lakhs	17.80482	1,780,482	1,780,482	0
Totals				166,300,192	161,673,956	4,626,236

Grand Total

4,626,236

Rupees (in words) **Forty-Six Lakh Twenty-Six Thousand Two Hundred Thirty-Six Only**

REA Data - Regular Energy

Station Data			Beneficiary Data		
PAFN	82.270	%	SG Coal	25,395,520	kWh
NAPAF	83.00	%	Incentive Energy (Cum)	0	kWh
			Monthly Entitlement	12.7880000	%
			Cumulative Entitlement	33.2244000	%

Energy Charge Rate (ECR)

Coal	4.594	Rs/kWh	$\left\{ \frac{(GHR - SFC \times CVSF) + LPPF}{CVPF} + SFC \times LPSF \right\} \times \{100 / (100 - AIX)\}$
------	-------	--------	---

Base Values			Month Values		
AUX	8.50	%	CVSF	9,573.51	kCal/Litre
GHR	2,750.00	kCal/kWh	LPPF	4,939.90	Rs./MT
SFC	0.50000	mL/kWh	CVPF	3,251.38	kCal/Kg
Incentive Rate	0.50	Rs/kWh	LPSF	64,853.81	Rs./KL

ED/CESS on APC

Total SG for Station	0	kWh	Cess Rate on APC	0.00	p/kWh
Colony Consumption	0	kWh	ED Rate on APC	0.00	p/kWh
Const./Commissioning Power	0	kWh	SG for Beneficiary	25,395,520	kWh
Total	0	kWh	Cess on APC for Beneficiary	0	Rs.
APC	0	kWh	ED on APC for Beneficiary	0	Rs.

Compensation Charges

Station Cumulative SG	0	kWh	Cumulative ECR(Normative)	0.000	Rs./kWh
Benef. En. Req(Below 85%)	0	kWh	Cumulative ECR(Actual)	0.000	Rs./kWh
Statio En. Req(Below 85%)	0	kWh	Cumulative ECR(DC)	0.000	Rs./kWh
LPPF(Cumulative)	0.00	Rs./MT	Cumulative ECR(SG)	0.000	Rs./kWh
CVPF(Cumulative)	0.00	kCal/KG	AUL(DC)	0	%
LPSF(Cumulative)	0.00	Rs./KL	AUL(SG)	0.00000	%
Avg. LPL(Cumulative)	0.00	Rs./MT	GHR Actual(Cumulative)	0.00	kCal/kWh
CVSF(Cumulative)	0.00	kCal/Litre	AUX Actual(Cumulative)	0.00	%



Bill No. 603412955

NTPC Ltd.
NCR-Headquarters
R&D Building, Sector-24
Noida, UP 201301

Energy Bill 01.01.2015 – 31.01.2015
Bill No. 603412955 Revision Bill
Date 01.05.2024
Beneficiary BSES YAMUNA POWER LTD .
Station Badarpur Thermal Power Station 1D

Tariff Ref. CERC Regulation 2014-19

REA Ref.

REA Date

Regular Energy

SNo	Description	Unit	Rate	Current Amount	Already Claimed	Net Now Claimed
01	Capacity Charge(Monthly Basis)	Rs. Cr/Yr	372.88960	63,680,794	57,524,351	6,156,443
02	Energy Charges Coal	Rs./kWh	4.77700	193,916,597	193,916,597	0
03	Interest Charges Receivable	Rs. Lakhs	17.10270	1,710,270	1,710,270	0
Totals				259,307,661	253,151,218	6,156,443

Grand Total

6,156,443

Rupees (in words) **Sixty-One Lakh Fifty-Six Thousand Four Hundred Forty-Three Only**

REA Data - Regular Energy

Station Data			Beneficiary Data		
PAFN	83.930	%	SG Coal	40,593,803	kWh
NAPAF	83.00	%	Incentive Energy (Cum)	0	kWh
			Monthly Entitlement	18.9900000	%
			Cumulative Entitlement	33.7062000	%

Energy Charge Rate (ECR)

Coal	4.777	Rs/kWh	$\left\{ \frac{\{GHR - SFC \times CVSF\} \times LPPF}{CVPF} + SFC \times LPSF \right\} \times \{100 / (100 - AHC)\}$		
Base Values			Month Values		
AUX	8.50	%	CVSF	9,579.91	kCal/Litre
GHR	2,750.00	kCal/kWh	LPPF	5,123.41	Rs./MT
SFC	0.50000	mL/kWh	CVPF	3,241.87	kCal/Kg
Incentive Rate	0.50	Rs/kWh	LPSF	65,021.96	Rs./KL

ED/CESS on APC

Total SG for Station	0	kWh	Cess Rate on APC	0.00	p/kWh
Colony Consumption	0	kWh	ED Rate on APC	0.00	p/kWh
Const./Commissioning Power	0	kWh	SG for Beneficiary	40,593,803	kWh
Total	0	kWh	Cess on APC for Beneficiary	0	Rs.
APC	0	kWh	ED on APC for Beneficiary	0	Rs.

Compensation Charges

Station Cumulative SG	0	kWh	Cumulative ECR(Normative)	0.000	Rs./kWh
Benef. En. Req(Below 85%)	0	kWh	Cumulative ECR(Actual)	0.000	Rs./kWh
Statio En. Req(Below 85%)	0	kWh	Cumulative ECR(DC)	0.000	Rs./kWh
LPPF(Cumulative)	0.00	Rs./MT	Cumulative ECR(SG)	0.000	Rs./kWh
CVPF(Cumulative)	0.00	kCal/KG	AUL(DC)	0	%
LPSF(Cumulative)	0.00	Rs./KL	AUL(SG)	0.00000	%
Avg. LPL(Cumulative)	0.00	Rs./MT	GHR Actual(Cumulative)	0.00	kCal/kWh
CVSF(Cumulative)	0.00	kCal/Litre	AUX Actual(Cumulative)	0.00	%

Bill No. 603412956



NTPC Ltd.
NCR-Headquarters
R&D Building, Sector-24
Noida, UP 201301

Energy Bill **01.02.2015 – 28.02.2015**

Bill No. **603412956** Revision Bill

Date **01.05.2024**

Beneficiary **BSES YAMUNA POWER LTD .**

Station **Badarpur Thermal Power Station 1D**

Tariff Ref. **CERC Regulation 2014-19**

REA Ref.

REA Date

Regular Energy

SNo	Description	Unit	Rate	Current Amount	Already Claimed	Net Now Claimed
01	Capacity Charge(Monthly Basis)	Rs. Cr/Yr	372.88960	59,009,779	53,304,914	5,704,865
02	Energy Charges Coal	Rs./kWh	4.72400	95,743,292	95,743,292	0
03	Interest Charges Receivable	Rs. Lakhs	16.74195	1,674,195	1,674,195	0
Totals				156,427,266	150,722,401	5,704,865

Grand Total

5,704,865

Rupees (in words) **Fifty-Seven Lakh Four Thousand Eight Hundred Sixty-Five Only**

REA Data - Regular Energy

Station Data			Beneficiary Data		
PAFN	85.280	%	SG Coal	20,267,420	kWh
NAPAF	83.00	%	Incentive Energy (Cum)	0	kWh
			Monthly Entitlement	18.9900000	%
			Cumulative Entitlement	34.0644000	%

Energy Charge Rate (ECR)					
Coal	4.724	Rs/kWh	$\left\{ \frac{\{GHR - SFC \times CVSF\} \times LPPF}{CVPF} + SFC \times LPSF \right\} \times \{100 / (100 - AIX)\}$		
Base Values			Month Values		
AUX	8.50	%	CVSF	9,594.00	kCal/Litre
GHR	2,750.00	kCal/kWh	LPPF	5,226.46	Rs./MT
SFC	0.50000	mL/kWh	CVPF	3,344.35	kCal/Kg
Incentive Rate	0.50	Rs/kWh	LPSF	65,392.00	Rs./KL

ED/CESS on APC

Total SG for Station	0	kWh	Cess Rate on APC	0.00	p/kWh
Colony Consumption	0	kWh	ED Rate on APC	0.00	p/kWh
Const./Commissioning Power	0	kWh	SG for Beneficiary	20,267,420	kWh
Total	0	kWh	Cess on APC for Beneficiary	0	Rs.
APC	0	kWh	ED on APC for Beneficiary	0	Rs.

Compensation Charges

Station Cumulative SG	0	kWh	Cumulative ECR(Normative)	0.000	Rs./kWh
Benef. En. Req(Below 85%)	0	kWh	Cumulative ECR(Actual)	0.000	Rs./kWh
Statio En. Req(Below 85%)	0	kWh	Cumulative ECR(DC)	0.000	Rs./kWh
LPPF(Cumulative)	0.00	Rs./MT	Cumulative ECR(SG)	0.000	Rs./kWh
CVPF(Cumulative)	0.00	kCal/KG	AUL(DC)	0	%
LPSF(Cumulative)	0.00	Rs./KL	AUL(SG)	0.00000	%
Avg. LPL(Cumulative)	0.00	Rs./MT	GHR Actual(Cumulative)	0.00	kCal/kWh
CVSF(Cumulative)	0.00	kCal/Litre	AUX Actual(Cumulative)	0.00	%

Bill No. 603412957



NTPC Ltd.
NCR-Headquarters
R&D Building, Sector-24
Noida, UP 201301

Energy Bill **01.03.2015 – 31.03.2015**
Bill No. **603412957** Revision Bill
Date **01.05.2024**
Beneficiary **BSES YAMUNA POWER LTD .**
Station **Badarpur Thermal Power Station 1D**

Tariff Ref. **CERC Regulation 2014-19**

REA Ref.

REA Date

Regular Energy

SNo	Description	Unit	Rate	Current Amount	Already Claimed	Net Now Claimed
01	Capacity Charge(Monthly Basis)	Rs. Cr/Yr	372.88960	59,009,779	53,304,914	5,704,865
02	Energy Charges Coal	Rs./kWh	4.88800	125,926,636	125,926,636	0
03	Publication Expenses	Rs.	78,224.0000	13,453	13,453	0
04	Filing Charges	Rs.	3,102,000.00	533,497	533,497	0
05	Water / Pollution Cess	Rs.	35,307,891.0	6,072,428	6,072,428	0
06	Interest Charges Receivable	Rs. Lakhs	39.55432	3,955,432	3,955,432	0
Totals				195,511,225	189,806,360	5,704,865

Grand Total

5,704,865

Rupees (in words) **Fifty-Seven Lakh Four Thousand Eight Hundred Sixty-Five Only**

REA Data - Regular Energy

Station Data			Beneficiary Data		
PAFN	85.460	%	SG Coal	25,762,405	kWh
NAPAF	83.00	%	Incentive Energy (Cum)	0	kWh
			Monthly Entitlement	18.9900000	%
			Cumulative Entitlement	34.3970000	%

Energy Charge Rate (ECR)					
Coal	4.888	Rs/kWh	$\left\{ \frac{\{GHR - SFC \times CVSF\} + LPPF}{CVPF} + SFC \times LPSF \right\} \times 100 / (100 - APM)$		
Base Values			Month Values		
AUX	8.50	%	CVSF	9,565.32	kCal/Litre
GHR	2,750.00	kCal/kWh	LPPF	5,391.30	Rs./MT
SFC	0.50000	mL/kWh	CVPF	3,333.40	kCal/Kg
Incentive Rate	0.50	Rs/kWh	LPSF	64,584.97	Rs./KL

ED/CESS on APC

Total SG for Station	0	kWh	Cess Rate on APC	0.00	p/kWh
Colony Consumption	0	kWh	ED Rate on APC	0.00	p/kWh
Const./Commissioning Power	0	kWh	SG for Beneficiary	25,762,405	kWh
Total	0	kWh	Cess on APC for Beneficiary	0	Rs.
APC	0	kWh	ED on APC for Beneficiary	0	Rs.

Compensation Charges

Station Cumulative SG	0	kWh	Cumulative ECR(Normative)	0.000	Rs./kWh
Benef. En. Req(Below 85%)	0	kWh	Cumulative ECR(Actual)	0.000	Rs./kWh
Statio En. Req(Below 85%)	0	kWh	Cumulative ECR(DC)	0.000	Rs./kWh
LPPF(Cumulative)	0.00	Rs./MT	Cumulative ECR(SG)	0.000	Rs./kWh
CVPF(Cumulative)	0.00	kCal/KG	AUL(DC)	0	%
LPSF(Cumulative)	0.00	Rs./KL	AUL(SG)	0.00000	%
Avg. LPL(Cumulative)	0.00	Rs./MT	GHR Actual(Cumulative)	0.00	kCal/kWh
CVSF(Cumulative)	0.00	kCal/Litre	AUX Actual(Cumulative)	0.00	%



Bill No. 603412958

NTPC Ltd.
NCR-Headquarters
R&D Building, Sector-24
Noida, UP 201301

Energy Bill **01.04.2015 – 30.04.2015**
Bill No. **603412958** Revision Bill
Date **01.05.2024**
Beneficiary **BSES YAMUNA POWER LTD .**
Station **Badarpur Thermal Power Station 1D**

Tariff Ref. **CERC Regulation 2014-19**

REA Ref.

REA Date

Regular Energy

SNo	Description	Unit	Rate	Current Amount	Already Claimed	Net Now Claimed
01	Capacity Charge(Monthly Basis)	Rs. Cr/Yr	404.96150	53,167,517	46,859,543	6,307,974
02	Energy Charges Coal	Rs./kWh	4.75600	136,266,824	136,266,824	0
03	EC Adjustment on Actual	Rs./kWh	- 0.02000	-573,031	-573,031	0
04	Interest Charges Receivable	Rs. Lakhs	26.62945	2,662,945	2,662,945	0
Totals				191,524,255	185,216,281	6,307,974

Grand Total

6,307,974

Rupees (in words) **Sixty-Three Lakh Seven Thousand Nine Hundred Seventy-Four Only**

REA Data - Regular Energy

Station Data			Beneficiary Data		
PAFN	68.860	%	SG Coal	28,651,561	kWh
NAPAF	83.00	%	Incentive Energy (Cum)	0	kWh
			Monthly Entitlement	18.9900000	%
			Cumulative Entitlement	37.9800000	%

Energy Charge Rate (ECR)					
Coal	4.756	Rs/kWh	$\left\{ \frac{\{GHR - SFC \times CVSF\} + LPPF}{CVPF} + SFC \times LPSF \right\} \times \{100 / (100 - MIX)\}$		
Base Values			Month Values		
AUX	8.50	%	CVSF	9,587.04	kCal/Litre
GHR	2,750.00	kCal/kWh	LPPF	5,247.59	Rs./MT
SFC	0.50000	mL/kWh	CVPF	3,335.13	kCal/Kg
Incentive Rate	0.50	Rs/kWh	LPSF	65,186.76	Rs./KL
SFC_REV	0.00000	mL/kWh	$SFC_REV = \frac{(SFC + SFC_ACT)}{2}$ <p>EC ADJUSTMENT ON ACTUAL = (ECR_N - ECR_A) x SG X 0.4</p>		
SFC_ACT	0.63000	mL/kWh			
GHR_ACT	2,675.71	kCal/kWh			
AUX_ACT	9.87	%			

ED/CESS on APC

Total SG for Station	0	kWh	Cess Rate on APC	0.00	p/kWh
Colony Consumption	0	kWh	ED Rate on APC	0.00	p/kWh
Const./Commissioning Power	0	kWh	SG for Beneficiary	28,651,561	kWh
Total	0	kWh	Cess on APC for Beneficiary	0	Rs.
APC	0	kWh	ED on APC for Beneficiary	0	Rs.

Compensation Charges

Station Cumulative SG	0	kWh	Cumulative ECR(Normative)	0.000	Rs./kWh
Benef. En. Req(Below 85%)	0	kWh	Cumulative ECR(Actual)	0.000	Rs./kWh
Statio En. Req(Below 85%)	0	kWh	Cumulative ECR(DC)	0.000	Rs./kWh
LPPF(Cumulative)	0.00	Rs./MT	Cumulative ECR(SG)	0.000	Rs./kWh
CVPF(Cumulative)	0.00	kCal/KG	AUL(DC)	0	%
LPSF(Cumulative)	0.00	Rs./KL	AUL(SG)	0.00000	%
Avg. LPL(Cumulative)	0.00	Rs./MT	GHR Actual(Cumulative)	0.00	kCal/kWh
CVSF(Cumulative)	0.00	kCal/Litre	AUX Actual(Cumulative)	0.00	%



Bill No. 603412959

NTPC Ltd.
NCR-Headquarters
R&D Building, Sector-24
Noida, UP 201301

Energy Bill **01.05.2015 – 31.05.2015**
Bill No. **603412959** Revision Bill
Date **01.05.2024**
Beneficiary **BSES YAMUNA POWER LTD .**
Station **Badarpur Thermal Power Station 1D**

Tariff Ref. **CERC Regulation 2014-19**

REA Ref.

REA Date

Regular Energy

SNo	Description	Unit	Rate	Current Amount	Already Claimed	Net Now Claimed
01	Capacity Charge(Monthly Basis)	Rs. Cr/Yr	404.96150	68,424,417	60,306,313	8,118,104
02	Energy Charges Coal	Rs./kWh	4.62100	205,185,242	205,185,242	0
03	EC Adjustment on Actual	Rs./kWh	- 0.01920	-852,533	-852,533	0
04	Interest Charges Receivable	Rs. Lakhs	32.11020	3,211,020	3,211,020	0
Totals				275,968,146	267,850,042	8,118,104

Grand Total 8,118,104

Rupees (in words) **Eighty-One Lakh Eighteen Thousand One Hundred Four Only**

REA Data - Regular Energy

Station Data			Beneficiary Data		
PAFN	78.740	%	SG Coal	44,402,779	kWh
NAPAF	83.00	%	Incentive Energy (Cum)	0	kWh
			Monthly Entitlement	18.9900000	%
			Cumulative Entitlement	37.9800000	%

Energy Charge Rate (ECR)					
Coal	4.621	Rs/kWh	$\left\{ \frac{(GHR - SFC \times CVSF) + LPPF}{CVPF} + SFC \times LPSF \right\} \times [100 / (100 - AIX)]$		
Base Values			Month Values		
AUX	8.50	%	CVSF	9,560.02	kCal/Litre
GHR	2,750.00	kCal/kWh	LPPF	5,286.09	Rs./MT
SFC	0.50000	mL/kWh	CVPF	3,458.05	kCal/Kg
Incentive Rate	0.50	Rs/kWh	LPSF	64,345.94	Rs./KL
SFC_REV	0.00000	mL/kWh	$SFC_REV = \frac{(SFC + SFC_ACT)}{2}$ EC ADJUSTMENT ON ACTUAL = (ECR _N - ECR _A) x SG X 0.4		
SFC_ACT	0.63000	mL/kWh			
GHR_ACT	2,675.71	kCal/kWh			
AUX_ACT	9.87	%			

ED/CESS on APC

Total SG for Station	0	kWh	Cess Rate on APC	0.00	p/kWh
Colony Consumption	0	kWh	ED Rate on APC	0.00	p/kWh
Const./Commissioning Power	0	kWh	SG for Beneficiary	44,402,779	kWh
Total	0	kWh	Cess on APC for Beneficiary	0	Rs.
APC	0	kWh	ED on APC for Beneficiary	0	Rs.

Compensation Charges

Station Cumulative SG	0	kWh	Cumulative ECR(Normative)	0.000	Rs./kWh
Benef. En. Req(Below 85%)	0	kWh	Cumulative ECR(Actual)	0.000	Rs./kWh
Statio En. Req(Below 85%)	0	kWh	Cumulative ECR(DC)	0.000	Rs./kWh
LPPF(Cumulative)	0.00	Rs./MT	Cumulative ECR(SG)	0.000	Rs./kWh
CVPF(Cumulative)	0.00	kCal/KG	AUL(DC)	0	%
LPSF(Cumulative)	0.00	Rs./KL	AUL(SG)	0.00000	%
Avg. LPL(Cumulative)	0.00	Rs./MT	GHR Actual(Cumulative)	0.00	kCal/kWh
CVSF(Cumulative)	0.00	kCal/Litre	AUX Actual(Cumulative)	0.00	%



Bill No. 603412960

NTPC Ltd.
NCR-Headquarters
R&D Building, Sector-24
Noida, UP 201301

Energy Bill **01.06.2015 – 30.06.2015**
Bill No. **603412960** Revision Bill
Date **01.05.2024**
Beneficiary **BSES YAMUNA POWER LTD .**
Station **Badarpur Thermal Power Station 1D**

Tariff Ref. **CERC Regulation 2014-19**

REA Ref.

REA Date

Regular Energy

SNo	Description	Unit	Rate	Current Amount	Already Claimed	Net Now Claimed
01	Capacity Charge(Monthly Basis)	Rs. Cr/Yr	404.96150	60,795,967	53,582,928	7,213,039
02	Energy Charges Coal	Rs./kWh	4.66500	200,115,275	200,115,275	0
03	EC Adjustment on Actual	Rs./kWh	- 0.01960	-840,784	-840,784	0
04	Interest Charges Receivable	Rs. Lakhs	60.68015	6,068,015	6,068,015	0
Totals				266,138,473	258,925,434	7,213,039

Grand Total 7,213,039

Rupees (in words) **Seventy-Two Lakh Thirteen Thousand Thirty-Nine Only**

REA Data - Regular Energy

Station Data			Beneficiary Data		
PAFN	78.740	%	SG Coal	42,897,165	kWh
NAPAF	83.00	%	Incentive Energy (Cum)	0	kWh
			Monthly Entitlement	18.9900000	%
			Cumulative Entitlement	37.9800000	%

Energy Charge Rate (ECR)

Coal	4.665	Rs/kWh	$\left\{ \frac{(GHR - SFC \times CVSF) \times LPPF}{CVPF} + SFC \times LPSF \right\} \times \{100 / (100 - AUX)\}$		
Base Values		Month Values			
AUX	8.50	%	CVSF	9,582.51	kCal/Litre
GHR	2,750.00	kCal/kWh	LPPF	5,344.39	Rs./MT
SFC	0.50000	mL/kWh	CVPF	3,463.70	kCal/Kg
Incentive Rate	0.50	Rs/kWh	LPSF	65,091.73	Rs./KL
SFC_REV	0.00000	mL/kWh	$SFC_REV = \frac{(SFC + SFC_ACT)}{2}$ EC ADJUSTMENT ON ACTUAL = (ECR _N - ECR _A) x SG X 0.4		
SFC_ACT	0.63000	mL/kWh			
GHR_ACT	2,675.71	kCal/kWh			
AUX_ACT	9.87	%			

ED/CESS on APC

Total SG for Station	0	kWh	Cess Rate on APC	0.00	p/kWh
Colony Consumption	0	kWh	ED Rate on APC	0.00	p/kWh
Const./Commissioning Power	0	kWh	SG for Beneficiary	42,897,165	kWh
Total	0	kWh	Cess on APC for Beneficiary	0	Rs.
APC	0	kWh	ED on APC for Beneficiary	0	Rs.

Compensation Charges

Station Cumulative SG	0	kWh	Cumulative ECR(Normative)	0.000	Rs./kWh
Benef. En. Req(Below 85%)	0	kWh	Cumulative ECR(Actual)	0.000	Rs./kWh
Statio En. Req(Below 85%)	0	kWh	Cumulative ECR(DC)	0.000	Rs./kWh
LPPF(Cumulative)	0.00	Rs./MT	Cumulative ECR(SG)	0.000	Rs./kWh
CVPF(Cumulative)	0.00	kCal/KG	AUL(DC)	0	%
LPSF(Cumulative)	0.00	Rs./KL	AUL(SG)	0.00000	%
Avg. LPL(Cumulative)	0.00	Rs./MT	GHR Actual(Cumulative)	0.00	kCal/kWh
CVSF(Cumulative)	0.00	kCal/Litre	AUX Actual(Cumulative)	0.00	%

Bill No. 603412961



NTPC Ltd.
NCR-Headquarters
R&D Building, Sector-24
Noida, UP 201301

Energy Bill **01.07.2015 – 31.07.2015**

Bill No. **603412961** Revision Bill

Date **01.05.2024**

Beneficiary **BSES YAMUNA POWER LTD .**

Station **Badarpur Thermal Power Station 1D**

Tariff Ref. **CERC Regulation 2014-19**

REA Ref.

REA Date

Regular Energy

SNo	Description	Unit	Rate	Current Amount	Already Claimed	Net Now Claimed
01	Capacity Charge(Monthly Basis)	Rs. Cr/Yr	404.96150	73,952,727	65,178,726	8,774,001
02	Energy Charges Coal	Rs./kWh	4.49000	238,906,012	238,906,012	0
03	EC Adjustment on Actual	Rs./kWh	- 0.01880	-1,000,319	-1,000,319	0
04	Interest Charges Receivable	Rs. Lakhs	61.29077	6,129,077	6,129,077	0
Totals				317,987,497	309,213,496	8,774,001

Grand Total 8,774,001

Rupees (in words) **Eighty-Seven Lakh Seventy-Four Thousand One Only**

REA Data - Regular Energy

Station Data			Beneficiary Data		
PAFN	87.940	%	SG Coal	53,208,466	kWh
NAPAF	83.00	%	Incentive Energy (Cum)	0	kWh
			Monthly Entitlement	18.9900000	%
			Cumulative Entitlement	37.9800000	%

Energy Charge Rate (ECR)					
Coal	4.49	Rs/kWh	$\left\{ \frac{(GHR - SFC \times CVSF) + LPPF}{CVPF} + SFC \times LPSF \right\} \times \{100 / (100 - AUX)\}$		
Base Values			Month Values		
AUX	8.50	%	CVSF	9,594.00	kCal/Litre
GHR	2,750.00	kCal/kWh	LPPF	5,139.83	Rs./MT
SFC	0.50000	mL/kWh	CVPF	3,462.30	kCal/Kg
Incentive Rate	0.50	Rs/kWh	LPSF	65,392.00	Rs./KL
SFC_REV	0.00000	mL/kWh	$SFC_REV = \frac{(SFC + SFC_ACT)}{2}$ <p>EC ADJUSTMENT ON ACTUAL = (ECR_N - ECR_A) x SG x 0.4</p>		
SFC_ACT	0.63000	mL/kWh			
GHR_ACT	2,675.71	kCal/kWh			
AUX_ACT	9.87	%			

ED/CESS on APC

Total SG for Station	0	kWh	Cess Rate on APC	0.00	p/kWh
Colony Consumption	0	kWh	ED Rate on APC	0.00	p/kWh
Const./Commissioning Power	0	kWh	SG for Beneficiary	53,208,466	kWh
Total	0	kWh	Cess on APC for Beneficiary	0	Rs.
APC	0	kWh	ED on APC for Beneficiary	0	Rs.

Compensation Charges

Station Cumulative SG	0	kWh	Cumulative ECR(Normative)	0.000	Rs./kWh
Benef. En. Req(Below 85%)	0	kWh	Cumulative ECR(Actual)	0.000	Rs./kWh
Statio En. Req(Below 85%)	0	kWh	Cumulative ECR(DC)	0.000	Rs./kWh
LPPF(Cumulative)	0.00	Rs./MT	Cumulative ECR(SG)	0.000	Rs./kWh
CVPF(Cumulative)	0.00	kCal/KG	AUL(DC)	0	%
LPSF(Cumulative)	0.00	Rs./KL	AUL(SG)	0.00000	%
Avg. LPL(Cumulative)	0.00	Rs./MT	GHR Actual(Cumulative)	0.00	kCal/kWh
CVSF(Cumulative)	0.00	kCal/Litre	AUX Actual(Cumulative)	0.00	%



Bill No. 603412962

NTPC Ltd.
NCR-Headquarters
R&D Building, Sector-24
Noida, UP 201301

Energy Bill **01.08.2015 - 31.08.2015**
Bill No. **603412962** Revision Bill
Date **01.05.2024**
Beneficiary **BSES YAMUNA POWER LTD .**
Station **Badarpur Thermal Power Station 1D**

Tariff Ref. **CERC Regulation 2014-19**

REA Ref.

REA Date

Regular Energy

SNo	Description	Unit	Rate	Current Amount	Already Claimed	Net Now Claimed
01	Capacity Charge(Monthly Basis)	Rs. Cr/Yr	404.96150	64,085,158	56,481,878	7,603,280
02	Energy Charges Coal	Rs./kWh	4.36800	185,451,792	185,451,792	0
03	EC Adjustment on Actual	Rs./kWh	- 0.01800	-764,224	-764,224	0
04	Interest Charges Receivable	Rs. Lakhs	58.68015	5,868,015	5,868,015	0
Totals				254,640,741	247,037,461	7,603,280

Grand Total 7,603,280

Rupees (in words) **Seventy-Six Lakh Three Thousand Two Hundred Eighty Only**

REA Data - Regular Energy

Station Data			Beneficiary Data		
PAFN	89.550	%	SG Coal	42,456,912	kWh
NAPAF	83.00	%	Incentive Energy (Cum)	0	kWh
			Monthly Entitlement	18.9900000	%
			Cumulative Entitlement	37.9800000	%

Energy Charge Rate (ECR)					
Coal	4.368	Rs/kWh	$\left\{ \frac{(GHR - SFC \times CVSF) + LPPF}{CVPF} + SFC \times LPSF \right\} \times \frac{100}{(100 - AEX)}$		
Base Values			Month Values		
AUX	8.50	%	CVSF	9,526.61	kCal/Litre
GHR	2,750.00	kCal/kWh	LPPF	5,102.46	Rs./MT
SFC	0.50000	mL/kWh	CVPF	3,532.80	kCal/Kg
Incentive Rate	0.50	Rs/kWh	LPSF	63,630.56	Rs./KL
SFC_REV	0.00000	mL/kWh	$SFC_REV = \frac{(SFC + SFC_ACT)}{2}$ <p>EC ADJUSTMENT ON ACTUAL = (ECR_N - ECR_A) x SG X 0.4</p>		
SFC_ACT	0.63000	mL/kWh			
GHR_ACT	2,675.71	kCal/kWh			
AUX_ACT	9.87	%			

ED/CESS on APC

Total SG for Station	0	kWh	Cess Rate on APC	0.00	p/kWh
Colony Consumption	0	kWh	ED Rate on APC	0.00	p/kWh
Const./Commissioning Power	0	kWh	SG for Beneficiary	42,456,912	kWh
Total	0	kWh	Cess on APC for Beneficiary	0	Rs.
APC	0	kWh	ED on APC for Beneficiary	0	Rs.

Compensation Charges

Station Cumulative SG	0	kWh	Cumulative ECR(Normative)	0.000	Rs./kWh
Benef. En. Req(Below 85%)	0	kWh	Cumulative ECR(Actual)	0.000	Rs./kWh
Statio En. Req(Below 85%)	0	kWh	Cumulative ECR(DC)	0.000	Rs./kWh
LPPF(Cumulative)	0.00	Rs./MT	Cumulative ECR(SG)	0.000	Rs./kWh
CVPF(Cumulative)	0.00	kCal/KG	AUL(DC)	0	%
LPSF(Cumulative)	0.00	Rs./KL	AUL(SG)	0.00000	%
Avg. LPL(Cumulative)	0.00	Rs./MT	GHR Actual(Cumulative)	0.00	kCal/kWh
CVSF(Cumulative)	0.00	kCal/Litre	AUX Actual(Cumulative)	0.00	%



Bill No. 603412963

NTPC Ltd.
NCR-Headquarters
R&D Building, Sector-24
Noida, UP 201301

Energy Bill **01.09.2015 - 30.09.2015**
Bill No. **603412963** Revision Bill
Date **01.05.2024**
Beneficiary **BSES YAMUNA POWER LTD .**
Station **Badarpur Thermal Power Station 1D**

Tariff Ref. **CERC Regulation 2014-19**

REA Ref.

REA Date

Regular Energy

SNo	Description	Unit	Rate	Current Amount	Already Claimed	Net Now Claimed
01	Capacity Charge(Monthly Basis)	Rs. Cr/Yr	404.96150	64,085,158	56,481,878	7,603,280
02	Energy Charges Coal	Rs./kWh	4.29800	151,551,322	151,551,322	0
03	EC Adjustment on Actual	Rs./kWh	- 0.01760	-620,592	-620,592	0
04	Interest Charges Receivable	Rs. Lakhs	38.20355	3,820,355	3,820,355	0
Totals				218,836,243	211,232,963	7,603,280

Grand Total

7,603,280

Rupees (in words) **Seventy-Six Lakh Three Thousand Two Hundred Eighty Only**

REA Data - Regular Energy

Station Data			Beneficiary Data		
PAFN	88.950	%	SG Coal	35,260,894	kWh
NAPAF	83.00	%	Incentive Energy (Cum)	0	kWh
			Monthly Entitlement	18.9900000	%
			Cumulative Entitlement	37.9800000	%

Energy Charge Rate (ECR)

Coal	4.298	Rs/kWh	$\left\{ \frac{[(GHR - SFC \times CVSF)] \times LPPF}{CVPF} + SFC \times LPSF \right\} \times [100 / (100 - AML)]$		
Base Values			Month Values		
AUX	8.50	%	CVSF	9,576.87	kCal/Litre
GHR	2,750.00	kCal/kWh	LPPF	4,876.80	Rs./MT
SFC	0.50000	mL/kWh	CVPF	3,432.67	kCal/Kg
Incentive Rate	0.50	Rs/kWh	LPSF	64,899.22	Rs./KL
SFC_REV	0.00000	mL/kWh	$SFC_REV = \frac{(SFC + SFC_ACT)}{2}$ EC ADJUSTMENT ON ACTUAL = (ECR _N - ECR _A) x SG X 0.4		
SFC_ACT	0.63000	mL/kWh			
GHR_ACT	2,675.71	kCal/kWh			
AUX_ACT	9.87	%			

ED/CESS on APC

Total SG for Station	0	kWh	Cess Rate on APC	0.00	p/kWh
Colony Consumption	0	kWh	ED Rate on APC	0.00	p/kWh
Const./Commissioning Power	0	kWh	SG for Beneficiary	35,260,894	kWh
Total	0	kWh	Cess on APC for Beneficiary	0	Rs.
APC	0	kWh	ED on APC for Beneficiary	0	Rs.

Compensation Charges

Station Cumulative SG	0	kWh	Cumulative ECR(Normative)	0.000	Rs./kWh
Benef. En. Req(Below 85%)	0	kWh	Cumulative ECR(Actual)	0.000	Rs./kWh
Statio En. Req(Below 85%)	0	kWh	Cumulative ECR(DC)	0.000	Rs./kWh
LPPF(Cumulative)	0.00	Rs./MT	Cumulative ECR(SG)	0.000	Rs./kWh
CVPF(Cumulative)	0.00	kCal/KG	AUL(DC)	0	%
LPSF(Cumulative)	0.00	Rs./KL	AUL(SG)	0.00000	%
Avg. LPL(Cumulative)	0.00	Rs./MT	GHR Actual(Cumulative)	0.00	kCal/kWh
CVSF(Cumulative)	0.00	kCal/Litre	AUX Actual(Cumulative)	0.00	%



NTPC Ltd.
NCR-Headquarters
R&D Building, Sector-24
Noida, UP 201301

Energy Bill **01.10.2015 – 31.10.2015**Bill No. **603412964** Revision BillTariff Ref. **CERC Regulation 2014-19**Date **01.05.2024**

REA Ref.

Beneficiary **BSES YAMUNA POWER LTD .**

REA Date

Station **Badarpur Thermal Power Station 1D****Regular Energy**

SNo	Description	Unit	Rate	Current Amount	Already Claimed	Net Now Claimed
01	Capacity Charge(Monthly Basis)	Rs. Cr/Yr	404.96150	56,536,000	49,828,378	6,707,622
02	Energy Charges Coal	Rs./kWh	4.12500	81,531,982	81,531,982	0
03	EC Adjustment on Actual	Rs./kWh	- 0.01680	-332,058	-332,058	0
04	Interest Charges Receivable	Rs. Lakhs	33.57791	3,357,791	3,357,791	0
Totals				141,093,715	134,386,093	6,707,622

Grand Total**6,707,622**Rupees (in words) **Sixty-Seven Lakh Seven Thousand Six Hundred Twenty-Two Only**

REA Data - Regular Energy

Station Data			Beneficiary Data		
PAFN	89.290	%	SG Coal	19,765,329	kWh
NAPAF	83.00	%	Incentive Energy (Cum)	0	kWh
			Monthly Entitlement	16.7530000	%
			Cumulative Entitlement	37.3320000	%

Energy Charge Rate (ECR)					
Coal	4.125	Rs/kWh	$\left\{ \frac{\{GHR - SFC \times CVSF\} \times LPPF}{CVPF} + SFC \times LPSF \right\} \times \{100 / (100 - ADR)\}$		
Base Values			Month Values		
AUX	8.50	%	CVSF	9,549.39	kCal/Litre
GHR	2,750.00	kCal/kWh	LPPF	4,824.23	Rs./MT
SFC	0.50000	mL/kWh	CVPF	3,539.00	kCal/Kg
Incentive Rate	0.50	Rs/kWh	LPSF	64,108.41	Rs./KL
SFC_REV	0.00000	mL/kWh	$SFC_REV = \frac{(SFC + SFC_ACT)}{2}$ <p>EC ADJUSTMENT ON ACTUAL = (ECR_N - ECR_A) x SG X 0.4</p>		
SFC_ACT	0.63000	mL/kWh			
GHR_ACT	2,675.71	kCal/kWh			
AUX_ACT	9.87	%			

ED/CESS on APC

Total SG for Station	0	kWh	Cess Rate on APC	0.00	p/kWh
Colony Consumption	0	kWh	ED Rate on APC	0.00	p/kWh
Const./Commissioning Power	0	kWh	SG for Beneficiary	19,765,329	kWh
Total	0	kWh	Cess on APC for Beneficiary	0	Rs.
APC	0	kWh	ED on APC for Beneficiary	0	Rs.

Compensation Charges

Station Cumulative SG	0	kWh	Cumulative ECR(Normative)	0.000	Rs./kWh
Benef. En. Req(Below 85%)	0	kWh	Cumulative ECR(Actual)	0.000	Rs./kWh
Statio En. Req(Below 85%)	0	kWh	Cumulative ECR(DC)	0.000	Rs./kWh
LPPF(Cumulative)	0.00	Rs./MT	Cumulative ECR(SG)	0.000	Rs./kWh
CVPF(Cumulative)	0.00	kCal/KG	AUL(DC)	0	%
LPSF(Cumulative)	0.00	Rs./KL	AUL(SG)	0.00000	%
Avg. LPL(Cumulative)	0.00	Rs./MT	GHR Actual(Cumulative)	0.00	kCal/kWh
CVSF(Cumulative)	0.00	kCal/Litre	AUX Actual(Cumulative)	0.00	%



NTPC Ltd.
NCR-Headquarters
R&D Building, Sector-24
Noida, UP 201301

Energy Bill **01.11.2015 - 30.11.2015**Bill No. **603412965** Revision BillTariff Ref. **CERC Regulation 2014-19**Date **01.05.2024**

REA Ref.

Beneficiary **BSES YAMUNA POWER LTD .**

REA Date

Station **Badarpur Thermal Power Station 1D****Regular Energy**

SNo	Description	Unit	Rate	Current Amount	Already Claimed	Net Now Claimed
01	Capacity Charge(Monthly Basis)	Rs. Cr/Yr	404.96150	54,332,335	47,886,163	6,446,172
02	Energy Charges Coal	Rs./kWh	4.19300	77,290,940	77,290,940	0
03	EC Adjustment on Actual	Rs./kWh	- 0.01760	-324,427	-324,427	0
04	Interest Charges Receivable	Rs. Lakhs	47.60240	4,760,240	4,760,240	0
Totals				136,059,088	129,612,916	6,446,172

Grand Total**6,446,172**Rupees (in words) **Sixty-Four Lakh Forty-Six Thousand One Hundred Seventy-Two Only**

REA Data - Regular Energy

Station Data			Beneficiary Data		
PAFN	90.590	%	SG Coal	18,433,327	kWh
NAPAF	83.00	%	Incentive Energy (Cum)	0	kWh
			Monthly Entitlement	16.1000000	%
			Cumulative Entitlement	36.7010000	%

Energy Charge Rate (ECR)

Coal	4.193	Rs/kWh	$\left\{ \frac{(GHR - SFC \times CVSF) \times LPPF}{CVPF} + SFC \times LPSF \right\} \times 100 / (100 - AUX)$		
Base Values			Month Values		
AUX	8.50	%	CVSF	9,524.11	kCal/Litre
GHR	2,750.00	kCal/kWh	LPPF	4,932.46	Rs./MT
SFC	0.50000	mL/kWh	CVPF	3,559.00	kCal/Kg
Incentive Rate	0.50	Rs/kWh	LPSF	63,381.04	Rs./KL
SFC_REV	0.00000	mL/kWh	$SFC_REV = \frac{(SFC + SFC_ACT)}{2}$ EC ADJUSTMENT ON ACTUAL = (ECR _N - ECR _A) x SG X 0.4		
SFC_ACT	0.63000	mL/kWh			
GHR_ACT	2,675.71	kCal/kWh			
AUX_ACT	9.87	%			

ED/CESS on APC

Total SG for Station	0	kWh	Cess Rate on APC	0.00	p/kWh
Colony Consumption	0	kWh	ED Rate on APC	0.00	p/kWh
Const./Commissioning Power	0	kWh	SG for Beneficiary	18,433,327	kWh
Total	0	kWh	Cess on APC for Beneficiary	0	Rs.
APC	0	kWh	ED on APC for Beneficiary	0	Rs.

Compensation Charges

Station Cumulative SG	0	kWh	Cumulative ECR(Normative)	0.000	Rs./kWh
Benef. En. Req(Below 85%)	0	kWh	Cumulative ECR(Actual)	0.000	Rs./kWh
Statio En. Req(Below 85%)	0	kWh	Cumulative ECR(DC)	0.000	Rs./kWh
LPPF(Cumulative)	0.00	Rs./MT	Cumulative ECR(SG)	0.000	Rs./kWh
CVPF(Cumulative)	0.00	kCal/KG	AUL(DC)	0	%
LPSF(Cumulative)	0.00	Rs./KL	AUL(SG)	0.00000	%
Avg. LPL(Cumulative)	0.00	Rs./MT	GHR Actual(Cumulative)	0.00	kCal/kWh
CVSF(Cumulative)	0.00	kCal/Litre	AUX Actual(Cumulative)	0.00	%



NTPC Ltd.
NCR-Headquarters
R&D Building, Sector-24
Noida, UP 201301

Energy Bill **01.12.2015 - 31.12.2015**
Bill No. **603412966** Revision Bill
Date **01.05.2024**
Beneficiary **BSES YAMUNA POWER LTD .**
Station **Badarpur Thermal Power Station 1D**

Tariff Ref. **CERC Regulation 2014-19**

REA Ref.

REA Date

Regular Energy

SNo	Description	Unit	Rate	Current Amount	Already Claimed	Net Now Claimed
01	Capacity Charge(Monthly Basis)	Rs. Cr/Yr	401.23392	53,832,217	47,480,566	6,351,651
02	Energy Charges Coal	Rs./kWh	4.21300	75,198,612	75,198,612	0
03	EC Adjustment on Actual	Rs./kWh	- 0.01760	-314,146	-314,146	0
04	Interest Charges Receivable	Rs. Lakhs	36.28196	3,628,196	3,628,196	0
Totals				132,344,879	125,993,228	6,351,651

Grand Total**6,351,651**Rupees (in words) **Sixty-Three Lakh Fifty-One Thousand Six Hundred Fifty-One Only**

REA Data - Regular Energy

Station Data			Beneficiary Data		
PAFN	91.070	%	SG Coal	17,849,184	kWh
NAPAF	83.00	%	Incentive Energy (Cum)	0	kWh
			Monthly Entitlement	16.1000000	%
			Cumulative Entitlement	36.1936000	%

Energy Charge Rate (ECR)					
Coal	4.213	Rs/kWh	$\left\{ \frac{\{GHR - SFC \times CVSF\} + LPPF}{CVPF} + SFC \times LPSF \right\} \times \{100 / (100 - AUX)\}$		
Base Values			Month Values		
AUX	8.50	%	CVSF	9,508.31	kCal/Litre
GHR	2,750.00	kCal/kWh	LPPF	4,945.57	Rs./MT
SFC	0.50000	mL/kWh	CVPF	3,550.85	kCal/Kg
Incentive Rate	0.50	Rs/kWh	LPSF	62,652.31	Rs./KL
SFC_REV	0.00000	mL/kWh	$SFC_REV = \frac{(SFC + SFC_ACT)}{2}$ <p>EC ADJUSTMENT ON ACTUAL = (ECR_N - ECR_A) x SG X 0.4</p>		
SFC_ACT	0.63000	mL/kWh			
GHR_ACT	2,675.71	kCal/kWh			
AUX_ACT	9.87	%			

ED/CESS on APC

Total SG for Station	0	kWh	Cess Rate on APC	0.00	p/kWh
Colony Consumption	0	kWh	ED Rate on APC	0.00	p/kWh
Const./Commissioning Power	0	kWh	SG for Beneficiary	17,849,184	kWh
Total	0	kWh	Cess on APC for Beneficiary	0	Rs.
APC	0	kWh	ED on APC for Beneficiary	0	Rs.

Compensation Charges

Station Cumulative SG	0	kWh	Cumulative ECR(Normative)	0.000	Rs./kWh
Benef. En. Req(Below 85%)	0	kWh	Cumulative ECR(Actual)	0.000	Rs./kWh
Statio En. Req(Below 85%)	0	kWh	Cumulative ECR(DC)	0.000	Rs./kWh
LPPF(Cumulative)	0.00	Rs./MT	Cumulative ECR(SG)	0.000	Rs./kWh
CVPF(Cumulative)	0.00	kCal/KG	AUL(DC)	0	%
LPSF(Cumulative)	0.00	Rs./KL	AUL(SG)	0.00000	%
Avg. LPL(Cumulative)	0.00	Rs./MT	GHR Actual(Cumulative)	0.00	kCal/kWh
CVSF(Cumulative)	0.00	kCal/Litre	AUX Actual(Cumulative)	0.00	%

Bill No. 603412967



NTPC Ltd.
NCR-Headquarters
R&D Building, Sector-24
Noida, UP 201301

Energy Bill **01.01.2016 – 31.01.2016**

Bill No. **603412967** Revision Bill

Date **01.05.2024**

Beneficiary **BSES YAMUNA POWER LTD .**

Station **Badarpur Thermal Power Station 1D**

Tariff Ref. **CERC Regulation 2014-19**

REA Ref.

REA Date

Regular Energy

SNo	Description	Unit	Rate	Current Amount	Already Claimed	Net Now Claimed
01	Capacity Charge(Monthly Basis)	Rs. Cr/Yr	289.40640	38,828,692	35,312,667	3,516,025
02	Energy Charges Coal	Rs./kWh	4.07000	73,238,209	73,238,209	0
03	Interest Charges Receivable	Rs. Lakhs	19.72125	1,972,125	1,972,125	0
Totals				114,039,026	110,523,001	3,516,025

Grand Total 3,516,025

Rupees (in words) **Thirty-Five Lakh Sixteen Thousand Twenty-Five Only**

REA Data - Regular Energy

Station Data			Beneficiary Data		
PAFN	91.930	%	SG Coal	17,994,646	kWh
NAPAF	83.00	%	Incentive Energy (Cum)	0	kWh
			Monthly Entitlement	16.1000000	%
			Cumulative Entitlement	35.7890000	%

Energy Charge Rate (ECR)

Coal	4.07	Rs/kWh	$\left\{ \frac{\{GHR - SFC \times CVSF\} \times LPPF}{CVPF} + SFC \times LPSF \right\} \times \{100 / (100 - ANX)\}$
Base Values		Month Values	
AUX	8.50	%	CVSF 9,555.14 kCal/Litre
GHR	2,675.75	kCal/kWh	LPPF 4,920.02 Rs./MT
SFC	0.50000	mL/kWh	CVPF 3,559.07 kCal/Kg
Incentive Rate	0.50	Rs/kWh	LPSF 63,955.54 Rs./KL

ED/CESS on APC

Total SG for Station	0	kWh	Cess Rate on APC	0.00	p/kWh
Colony Consumption	0	kWh	ED Rate on APC	0.00	p/kWh
Const./Commissioning Power	0	kWh	SG for Beneficiary	17,994,646	kWh
Total	0	kWh	Cess on APC for Beneficiary	0	Rs.
APC	0	kWh	ED on APC for Beneficiary	0	Rs.

Compensation Charges

Station Cumulative SG	0	kWh	Cumulative ECR(Normative)	0.000	Rs./kWh
Benef. En. Req(Below 85%)	0	kWh	Cumulative ECR(Actual)	0.000	Rs./kWh
Statio En. Req(Below 85%)	0	kWh	Cumulative ECR(DC)	0.000	Rs./kWh
LPPF(Cumulative)	0.00	Rs./MT	Cumulative ECR(SG)	0.000	Rs./kWh
CVPF(Cumulative)	0.00	kCal/KG	AUL(DC)	0	%
LPSF(Cumulative)	0.00	Rs./KL	AUL(SG)	0.00000	%
Avg. LPL(Cumulative)	0.00	Rs./MT	GHR Actual(Cumulative)	0.00	kCal/kWh
CVSF(Cumulative)	0.00	kCal/Litre	AUX Actual(Cumulative)	0.00	%



Bill No. 603412968

NTPC Ltd.
NCR-Headquarters
R&D Building, Sector-24
Noida, UP 201301

Energy Bill **01.02.2016 – 29.02.2016**
Bill No. **603412968** Revision Bill
Date **01.05.2024**
Beneficiary **BSES YAMUNA POWER LTD .**
Station **Badarpur Thermal Power Station 1D**

Tariff Ref. **CERC Regulation 2014-19**

REA Ref.

REA Date

Regular Energy

SNo	Description	Unit	Rate	Current Amount	Already Claimed	Net Now Claimed
01	Capacity Charge(Monthly Basis)	Rs. Cr/Yr	289.40640	38,807,927	40,034,225	-1,226,298
02	Energy Charges Coal	Rs./kWh	4.08400	74,166,179	74,166,179	0
03	Interest Charges Receivable	Rs. Lakhs	8.83944	883,944	883,944	0
Totals				113,858,050	115,084,348	-1,226,298

Grand Total -1,226,298

Rupees (in words) **Minus Twelve Lakh Twenty-Six Thousand Two Hundred Ninety-Eight Only**

REA Data - Regular Energy

Station Data			Beneficiary Data		
PAFN	90.300	%	SG Coal	18,160,181	kWh
NAPAF	83.00	%	Incentive Energy (Cum)	0	kWh
			Monthly Entitlement	16.0913900	%
			Cumulative Entitlement	35.4784000	%

Energy Charge Rate (ECR)

Coal	4.084	Rs/kWh	$\left\{ \frac{(GHR - SFC \times CVSF) \times LPPF}{CVPF} + SFC \times LPSF \right\} \times \frac{100}{(100 - AUX)}$		
Base Values		Month Values			
AUX	8.50	%	CVSF	9,594.00	kCal/Litre
GHR	2,675.75	kCal/kWh	LPPF	4,935.84	Rs./MT
SFC	0.50000	mL/kWh	CVPF	3,559.03	kCal/Kg
Incentive Rate	0.50	Rs/kWh	LPSF	65,392.00	Rs./KL

ED/CESS on APC

Total SG for Station	0	kWh	Cess Rate on APC	0.00	p/kWh
Colony Consumption	0	kWh	ED Rate on APC	0.00	p/kWh
Const./Commissioning Power	0	kWh	SG for Beneficiary	18,160,181	kWh
Total	0	kWh	Cess on APC for Beneficiary	0	Rs.
APC	0	kWh	ED on APC for Beneficiary	0	Rs.

Compensation Charges

Station Cumulative SG	0	kWh	Cumulative ECR(Normative)	0.000	Rs./kWh
Benef. En. Req(Below 85%)	0	kWh	Cumulative ECR(Actual)	0.000	Rs./kWh
Statio En. Req(Below 85%)	0	kWh	Cumulative ECR(DC)	0.000	Rs./kWh
LPPF(Cumulative)	0.00	Rs./MT	Cumulative ECR(SG)	0.000	Rs./kWh
CVPF(Cumulative)	0.00	kCal/KG	AUL(DC)	0	%
LPSF(Cumulative)	0.00	Rs./KL	AUL(SG)	0.00000	%
Avg. LPL(Cumulative)	0.00	Rs./MT	GHR Actual(Cumulative)	0.00	kCal/kWh
CVSF(Cumulative)	0.00	kCal/Litre	AUX Actual(Cumulative)	0.00	%



Bill No. 603412969

NTPC Ltd.
NCR-Headquarters
R&D Building, Sector-24
Noida, UP 201301

Energy Bill **01.03.2016 – 31.03.2016**
Bill No. **603412969** Revision Bill
Date **01.05.2024**
Beneficiary **BSES YAMUNA POWER LTD .**
Station **Badarpur Thermal Power Station 1D**

Tariff Ref. **CERC Regulation 2014-19**

REA Ref.

REA Date

Regular Energy

SNo	Description	Unit	Rate	Current Amount	Already Claimed	Net Now Claimed
01	Capacity Charge(Monthly Basis)	Rs. Cr/Yr	306.80180	41,162,575	44,444,736	-3,282,161
02	Energy Charges Coal	Rs./kWh	4.23900	82,990,616	82,990,616	0
03	Filing Charges	Rs.	3,102,000.00	545,943	545,943	0
04	Interest Charges Receivable	Rs. Lakhs	22.42370	2,242,370	2,242,370	0
Totals				126,941,504	130,223,665	-3,282,161

Grand Total -3,282,161

Rupees (in words) **Minus Thirty-Two Lakh Eighty-Two Thousand One Hundred Sixty-One Only**

REA Data - Regular Energy

Station Data			Beneficiary Data		
PAFN	87.640	%	SG Coal	19,577,876	kWh
NAPAF	83.00	%	Incentive Energy (Cum)	0	kWh
			Monthly Entitlement	16.1000000	%
			Cumulative Entitlement	35.1994400	%

Energy Charge Rate (ECR)

Coal	4.239	Rs/kWh	$\left\{ \frac{\{GHR - SFC \times CVSF\} + LPPF}{CVPF} + SFC \times LPSF \right\} \times \{100 / (100 - AUX)\}$
------	--------------	--------	---

Base Values			Month Values		
AUX	8.50	%	CVSF	9,594.00	kCal/Litre
GHR	2,675.75	kCal/kWh	LPPF	5,125.03	Rs./MT
SFC	0.50000	mL/kWh	CVPF	3,559.00	kCal/Kg
Incentive Rate	0.50	Rs/kWh	LPSF	65,392.00	Rs./KL

ED/CESS on APC

Total SG for Station	0	kWh	Cess Rate on APC	0.00	p/kWh
Colony Consumption	0	kWh	ED Rate on APC	0.00	p/kWh
Const./Commissioning Power	0	kWh	SG for Beneficiary	19,577,876	kWh
Total	0	kWh	Cess on APC for Beneficiary	0	Rs.
APC	0	kWh	ED on APC for Beneficiary	0	Rs.

Compensation Charges

Station Cumulative SG	0	kWh	Cumulative ECR(Normative)	0.000	Rs./kWh
Benef. En. Req(Below 85%)	0	kWh	Cumulative ECR(Actual)	0.000	Rs./kWh
Statio En. Req(Below 85%)	0	kWh	Cumulative ECR(DC)	0.000	Rs./kWh
LPPF(Cumulative)	0.00	Rs./MT	Cumulative ECR(SG)	0.000	Rs./kWh
CVPF(Cumulative)	0.00	kCal/KG	AUL(DC)	0	%
LPSF(Cumulative)	0.00	Rs./KL	AUL(SG)	0.00000	%
Avg. LPL(Cumulative)	0.00	Rs./MT	GHR Actual(Cumulative)	0.00	kCal/kWh
CVSF(Cumulative)	0.00	kCal/Litre	AUX Actual(Cumulative)	0.00	%



Bill No. 603412970

NTPC Ltd.
NCR-Headquarters
R&D Building, Sector-24
Noida, UP 201301

Energy Bill **01.04.2016 – 30.04.2016**
Bill No. **603412970** Revision Bill
Date **01.05.2024**
Beneficiary **BSES YAMUNA POWER LTD .**
Station **Badarpur Thermal Power Station 1D**

Tariff Ref. **CERC Regulation 2014-19**
REA Ref.
REA Date

Regular Energy

SNo	Description	Unit	Rate	Current Amount	Already Claimed	Net Now Claimed
01	Capacity Charge(Monthly Basis)	Rs. Cr/Yr	788.73100	73,182,517	34,400,824	38,781,693
02	Energy Charges Coal	Rs./kWh	3.71100	131,393,878	131,393,878	0
03	Interest Charges Receivable	Rs. Lakhs	7.86965	786,965	786,965	0
Totals				205,363,360	166,581,667	38,781,693

Grand Total 38,781,693

Rupees (in words) **Three Crore Eighty-Seven Lakh Eighty-One Thousand Six Hundred Ninety-Three Only**

REA Data - Regular Energy

Station Data			Beneficiary Data		
PAFN	57.400	%	SG Coal	35,406,596	kWh
NAPAF	83.00	%	Incentive Energy (Cum)	0	kWh
			Monthly Entitlement	16.1000000	%
			Cumulative Entitlement	32.2000000	%

Energy Charge Rate (ECR)					
Coal	3.711	Rs/kWh	$\left\{ \frac{(GHR - SFC \times CVSF) \times LPPF}{CVPF} + SFC \times LPSF \right\} \times \{100 / (100 - MIX)\}$		
Base Values			Month Values		
AUX	8.50	%	CVSF	9,562.54	kCal/Litre
GHR	2,675.75	kCal/kWh	LPPF	4,663.75	Rs./MT
SFC	0.50000	mL/kWh	CVPF	3,703.34	kCal/Kg
Incentive Rate	0.50	Rs/kWh	LPSF	64,229.15	Rs./KL
SFC_REV	0.00000	mL/kWh	$SFC_REV = \frac{(SFC + SFC_ACT)}{2}$ <p>EC ADJUSTMENT ON ACTUAL = (ECR_N - ECR_A) x SG x 0.4</p>		
SFC_ACT	0.49550	mL/kWh			
GHR_ACT	2,684.00	kCal/kWh			
AUX_ACT	10.95	%			

ED/CESS on APC

Total SG for Station	0	kWh	Cess Rate on APC	0.00	p/kWh
Colony Consumption	0	kWh	ED Rate on APC	0.00	p/kWh
Const./Commissioning Power	0	kWh	SG for Beneficiary	35,406,596	kWh
Total	0	kWh	Cess on APC for Beneficiary	0	Rs.
APC	0	kWh	ED on APC for Beneficiary	0	Rs.

Compensation Charges

Station Cumulative SG	0	kWh	Cumulative ECR(Normative)	0.000	Rs./kWh
Benef. En. Req(Below 85%)	0	kWh	Cumulative ECR(Actual)	0.000	Rs./kWh
Statio En. Req(Below 85%)	0	kWh	Cumulative ECR(DC)	0.000	Rs./kWh
LPPF(Cumulative)	0.00	Rs./MT	Cumulative ECR(SG)	0.000	Rs./kWh
CVPF(Cumulative)	0.00	kCal/KG	AUL(DC)	0	%
LPSF(Cumulative)	0.00	Rs./KL	AUL(SG)	0.00000	%
Avg. LPL(Cumulative)	0.00	Rs./MT	GHR Actual(Cumulative)	0.00	kCal/kWh
CVSF(Cumulative)	0.00	kCal/Litre	AUX Actual(Cumulative)	0.00	%



Bill No. 603412971

NTPC Ltd.
NCR-Headquarters
R&D Building, Sector-24
Noida, UP 201301

Energy Bill **01.05.2016 – 31.05.2016**
Bill No. **603412971** Revision Bill
Date **01.05.2024**
Beneficiary **BSES YAMUNA POWER LTD .**
Station **Badarpur Thermal Power Station 1D**

Tariff Ref. **CERC Regulation 2014-19**

REA Ref.

REA Date

Regular Energy

SNo	Description	Unit	Rate	Current Amount	Already Claimed	Net Now Claimed
01	Capacity Charge(Monthly Basis)	Rs. Cr/Yr	788.73100	71,865,976	33,781,959	38,084,017
02	Energy Charges Coal	Rs./kWh	3.58700	138,056,707	138,056,707	0
03	Interest Charges Receivable	Rs. Lakhs	13.35171	1,335,171	1,335,171	0
Totals				211,257,854	173,173,837	38,084,017

Grand Total

38,084,017

Rupees (in words) **Three Crore Eighty Lakh Eighty-Four Thousand Seventeen Only**

REA Data - Regular Energy

Station Data			Beneficiary Data		
PAFN	52.950	%	SG Coal	38,488,070	kWh
NAPAF	83.00	%	Incentive Energy (Cum)	0	kWh
			Monthly Entitlement	18.7116470	%
			Cumulative Entitlement	34.8528000	%

Energy Charge Rate (ECR)					
Coal	3.587	Rs/kWh	$\left\{ \frac{(GHR - SFC \times CVSF) + LPPF}{CVPF} + SFC \times LPSF \right\} \times \{100 / (100 - AUX)\}$		
Base Values			Month Values		
AUX	8.50	%	CVSF	9,553.70	kCal/Litre
GHR	2,675.75	kCal/kWh	LPPF	4,541.61	Rs./MT
SFC	0.50000	mL/kWh	CVPF	3,732.36	kCal/Kg
Incentive Rate	0.50	Rs/kWh	LPSF	63,902.34	Rs./KL
SFC_REV	0.00000	mL/kWh	$SFC_REV = \frac{(SFC + SFC_ACT)}{2}$ EC ADJUSTMENT ON ACTUAL = (ECR _N - ECR _A) × SG × 0.4		
SFC_ACT	0.49550	mL/kWh			
GHR_ACT	2,684.00	kCal/kWh			
AUX_ACT	10.95	%			

ED/CESS on APC

Total SG for Station	0	kWh	Cess Rate on APC	0.00	p/kWh
Colony Consumption	0	kWh	ED Rate on APC	0.00	p/kWh
Const./Commissioning Power	0	kWh	SG for Beneficiary	38,488,070	kWh
Total	0	kWh	Cess on APC for Beneficiary	0	Rs.
APC	0	kWh	ED on APC for Beneficiary	0	Rs.

Compensation Charges

Station Cumulative SG	0	kWh	Cumulative ECR(Normative)	0.000	Rs./kWh
Benef. En. Req(Below 85%)	0	kWh	Cumulative ECR(Actual)	0.000	Rs./kWh
Statio En. Req(Below 85%)	0	kWh	Cumulative ECR(DC)	0.000	Rs./kWh
LPPF(Cumulative)	0.00	Rs./MT	Cumulative ECR(SG)	0.000	Rs./kWh
CVPF(Cumulative)	0.00	kCal/KG	AUL(DC)	0	%
LPSF(Cumulative)	0.00	Rs./KL	AUL(SG)	0.00000	%
Avg. LPL(Cumulative)	0.00	Rs./MT	GHR Actual(Cumulative)	0.00	kCal/kWh
CVSF(Cumulative)	0.00	kCal/Litre	AUX Actual(Cumulative)	0.00	%

Bill No. 603412972



NTPC Ltd.
NCR-Headquarters
R&D Building, Sector-24
Noida, UP 201301

Energy Bill **01.06.2016 – 30.06.2016**

Bill No. **603412972** Revision Bill

Date **01.05.2024**

Beneficiary **BSES YAMUNA POWER LTD .**

Station **Badarpur Thermal Power Station 1D**

Tariff Ref. **CERC Regulation 2014-19**

REA Ref.

REA Date

Regular Energy

SNo	Description	Unit	Rate	Current Amount	Already Claimed	Net Now Claimed
01	Capacity Charge(Monthly Basis)	Rs. Cr/Yr	788.73100	83,342,499	39,176,715	44,165,784
02	Energy Charges Coal	Rs./kWh	3.61800	157,957,889	157,957,889	0
03	Interest Charges Receivable	Rs. Lakhs	11.89546	1,189,546	1,189,546	0
Totals				242,489,934	198,324,150	44,165,784

Grand Total 44,165,784

Rupees (in words) **Four Crore Forty-One Lakh Sixty-Five Thousand Seven Hundred Eighty-Four Only**

REA Data - Regular Energy

Station Data			Beneficiary Data		
PAFN	53.770	%	SG Coal	43,658,897	kWh
NAPAF	83.00	%	Incentive Energy (Cum)	0	kWh
			Monthly Entitlement	18.9936660	%
			Cumulative Entitlement	35.8838000	%

Energy Charge Rate (ECR)					
Coal	3.618	Rs/kWh	$\left\{ \frac{(GHR - SFC \times CVSF) \times LPPF}{CVPF} + SFC \times LPSF \right\} \times [100 / (100 - AUX)]$		
Base Values			Month Values		
AUX	8.50	%	CVSF	9,531.86	kCal/Litre
GHR	2,675.75	kCal/kWh	LPPF	4,603.00	Rs./MT
SFC	0.50000	mL/kWh	CVPF	3,749.14	kCal/Kg
Incentive Rate	0.50	Rs/kWh	LPSF	63,245.56	Rs./KL
SFC_REV	0.00000	mL/kWh	$SFC_REV = \frac{(SFC + SFC_ACT)}{2}$ <p>EC ADJUSTMENT ON ACTUAL = (ECR_N - ECR_A) x SG X 0.4</p>		
SFC_ACT	0.49550	mL/kWh			
GHR_ACT	2,684.00	kCal/kWh			
AUX_ACT	10.95	%			

ED/CESS on APC

Total SG for Station	0	kWh	Cess Rate on APC	0.00	p/kWh
Colony Consumption	0	kWh	ED Rate on APC	0.00	p/kWh
Const./Commissioning Power	0	kWh	SG for Beneficiary	43,658,897	kWh
Total	0	kWh	Cess on APC for Beneficiary	0	Rs.
APC	0	kWh	ED on APC for Beneficiary	0	Rs.

Compensation Charges

Station Cumulative SG	0	kWh	Cumulative ECR(Normative)	0.000	Rs./kWh
Benef. En. Req(Below 85%)	0	kWh	Cumulative ECR(Actual)	0.000	Rs./kWh
Statio En. Req(Below 85%)	0	kWh	Cumulative ECR(DC)	0.000	Rs./kWh
LPPF(Cumulative)	0.00	Rs./MT	Cumulative ECR(SG)	0.000	Rs./kWh
CVPF(Cumulative)	0.00	kCal/KG	AUL(DC)	0	%
LPSF(Cumulative)	0.00	Rs./KL	AUL(SG)	0.00000	%
Avg. LPL(Cumulative)	0.00	Rs./MT	GHR Actual(Cumulative)	0.00	kCal/kWh
CVSF(Cumulative)	0.00	kCal/Litre	AUX Actual(Cumulative)	0.00	%

Bill No. 603412973



NTPC Ltd.
NCR-Headquarters
R&D Building, Sector-24
Noida, UP 201301

Energy Bill **01.07.2016 – 31.07.2016**

Bill No. **603412973** Revision Bill

Date **01.05.2024**

Beneficiary **BSES YAMUNA POWER LTD .**

Station **Badarpur Thermal Power Station 1D**

Tariff Ref. **CERC Regulation 2014-19**

REA Ref.

REA Date

Regular Energy

SNo	Description	Unit	Rate	Current Amount	Already Claimed	Net Now Claimed
01	Capacity Charge(Monthly Basis)	Rs. Cr/Yr	788.73100	88,296,016	41,505,210	46,790,806
02	Energy Charges Coal	Rs./kWh	3.55100	165,297,619	165,297,619	0
03	Interest Charges Receivable	Rs. Lakhs	27.14896	2,714,896	2,714,896	0
Totals				256,308,531	209,517,725	46,790,806

Grand Total 46,790,806

Rupees (in words) **Four Crore Sixty-Seven Lakh Ninety Thousand Eight Hundred Six Only**

REA Data - Regular Energy

Station Data			Beneficiary Data		
PAFN	55.000	%	SG Coal	46,549,597	kWh
NAPAF	83.00	%	Incentive Energy (Cum)	0	kWh
			Monthly Entitlement	18.9979800	%
			Cumulative Entitlement	36.4164000	%

Energy Charge Rate (ECR)

Coal	3.551	Rs/kWh	$\left\{ \frac{\{GHR - SFC \times CVSF\} + LPPF}{CVPF} + SFC \times LPSF \right\} \times \{100 / (100 - INX)\}$		
Base Values			Month Values		
AUX	8.50	%	CVSF	9,568.22	kCal/Litre
GHR	2,675.75	kCal/kWh	LPPF	4,527.70	Rs./MT
SFC	0.50000	mL/kWh	CVPF	3,759.53	kCal/Kg
Incentive Rate	0.50	Rs/kWh	LPSF	64,501.63	Rs./KL
SFC_REV	0.00000	mL/kWh	$SFC_REV = \frac{(SFC + SFC_ACT)}{2}$ EC ADJUSTMENT ON ACTUAL = (ECR _N - ECR _A) x SG X 0.4		
SFC_ACT	0.49550	mL/kWh			
GHR_ACT	2,684.00	kCal/kWh			
AUX_ACT	10.95	%			

ED/CESS on APC

Total SG for Station	0	kWh	Cess Rate on APC	0.00	p/kWh
Colony Consumption	0	kWh	ED Rate on APC	0.00	p/kWh
Const./Commissioning Power	0	kWh	SG for Beneficiary	46,549,597	kWh
Total	0	kWh	Cess on APC for Beneficiary	0	Rs.
APC	0	kWh	ED on APC for Beneficiary	0	Rs.

Compensation Charges

Station Cumulative SG	0	kWh	Cumulative ECR(Normative)	0.000	Rs./kWh
Benef. En. Req(Below 85%)	0	kWh	Cumulative ECR(Actual)	0.000	Rs./kWh
Statio En. Req(Below 85%)	0	kWh	Cumulative ECR(DC)	0.000	Rs./kWh
LPPF(Cumulative)	0.00	Rs./MT	Cumulative ECR(SG)	0.000	Rs./kWh
CVPF(Cumulative)	0.00	kCal/KG	AUL(DC)	0	%
LPSF(Cumulative)	0.00	Rs./KL	AUL(SG)	0.00000	%
Avg. LPL(Cumulative)	0.00	Rs./MT	GHR Actual(Cumulative)	0.00	kCal/kWh
CVSF(Cumulative)	0.00	kCal/Litre	AUX Actual(Cumulative)	0.00	%

Bill No. 603412974



NTPC Ltd.
NCR-Headquarters
R&D Building, Sector-24
Noida, UP 201301

Energy Bill **01.08.2016 – 31.08.2016**

Bill No. **603412974** Revision Bill

Date **01.05.2024**

Beneficiary **BSES YAMUNA POWER LTD .**

Station **Badarpur Thermal Power Station 1D**

Tariff Ref. **CERC Regulation 2014-19**

REA Ref.

REA Date

Regular Energy

SNo	Description	Unit	Rate	Current Amount	Already Claimed	Net Now Claimed
01	Capacity Charge(Monthly Basis)	Rs. Cr/Yr	788.73100	87,822,821	41,282,775	46,540,046
02	Energy Charges Coal	Rs./kWh	3.53200	163,901,213	163,901,213	0
03	Interest Charges Receivable	Rs. Lakhs	154.08716	15,408,716	15,408,716	0
Totals				267,132,750	220,592,704	46,540,046

Grand Total

46,540,046

Rupees (in words) **Four Crore Sixty-Five Lakh Forty Thousand Forty-Six Only**

REA Data - Regular Energy

Station Data			Beneficiary Data		
PAFN	55.680	%	SG Coal	46,404,647	kWh
NAPAF	83.00	%	Incentive Energy (Cum)	0	kWh
			Monthly Entitlement	18.9900000	%
			Cumulative Entitlement	36.7332000	%

Energy Charge Rate (ECR)					
Coal	3.532	Rs/kWh	$\left\{ \frac{\{GHR - SFC \times CVSF\} \times LPPF}{CVPF} + SFC \times LPSF \right\} \times \{100 / (100 - DRX)\}$		
Base Values			Month Values		
AUX	8.50	%	CVSF	9,581.53	kCal/Litre
GHR	2,675.75	kCal/kWh	LPPF	4,506.25	Rs./MT
SFC	0.50000	mL/kWh	CVPF	3,761.90	kCal/Kg
Incentive Rate	0.50	Rs/kWh	LPSF	64,961.18	Rs./KL
SFC_REV	0.00000	mL/kWh	$SFC_REV = \frac{(SFC + SFC_ACT)}{2}$ <p>EC ADJUSTMENT ON ACTUAL = (ECR_N - ECR_A) x SG x 0.4</p>		
SFC_ACT	0.49550	mL/kWh			
GHR_ACT	2,684.00	kCal/kWh			
AUX_ACT	10.95	%			

ED/CESS on APC

Total SG for Station	0	kWh	Cess Rate on APC	0.00	p/kWh
Colony Consumption	0	kWh	ED Rate on APC	0.00	p/kWh
Const./Commissioning Power	0	kWh	SG for Beneficiary	46,404,647	kWh
Total	0	kWh	Cess on APC for Beneficiary	0	Rs.
APC	0	kWh	ED on APC for Beneficiary	0	Rs.

Compensation Charges

Station Cumulative SG	0	kWh	Cumulative ECR(Normative)	0.000	Rs./kWh
Benef. En. Req(Below 85%)	0	kWh	Cumulative ECR(Actual)	0.000	Rs./kWh
Statio En. Req(Below 85%)	0	kWh	Cumulative ECR(DC)	0.000	Rs./kWh
LPPF(Cumulative)	0.00	Rs./MT	Cumulative ECR(SG)	0.000	Rs./kWh
CVPF(Cumulative)	0.00	kCal/KG	AUL(DC)	0	%
LPSF(Cumulative)	0.00	Rs./KL	AUL(SG)	0.00000	%
Avg. LPL(Cumulative)	0.00	Rs./MT	GHR Actual(Cumulative)	0.00	kCal/kWh
CVSF(Cumulative)	0.00	kCal/Litre	AUX Actual(Cumulative)	0.00	%



Bill No. 603412975

NTPC Ltd.
NCR-Headquarters
R&D Building, Sector-24
Noida, UP 201301

Energy Bill **01.09.2016 - 30.09.2016**
Bill No. **603412975** Revision Bill
Date **01.05.2024**
Beneficiary **BSES YAMUNA POWER LTD .**
Station **Badarpur Thermal Power Station 1D**

Tariff Ref. **CERC Regulation 2014-19**

REA Ref.

REA Date

Regular Energy

SNo	Description	Unit	Rate	Current Amount	Already Claimed	Net Now Claimed
01	Capacity Charge(Monthly Basis)	Rs. Cr/Yr	788.73100	88,392,645	41,550,632	46,842,013
02	Energy Charges Coal	Rs./kWh	3.59400	163,643,302	163,643,302	0
03	Interest Charges Receivable	Rs. Lakhs	46.48040	4,648,040	4,648,040	0
Totals				256,683,987	209,841,974	46,842,013

Grand Total 46,842,013

Rupees (in words) **Four Crore Sixty-Eight Lakh Forty-Two Thousand Thirteen Only**

REA Data - Regular Energy

Station Data			Beneficiary Data		
PAFN	56.190	%	SG Coal	45,532,360	kWh
NAPAF	83.00	%	Incentive Energy (Cum)	0	kWh
			Monthly Entitlement	19,002,5820	%
			Cumulative Entitlement	36,937,6000	%

Energy Charge Rate (ECR)					
Coal	3.594	Rs/kWh	$\left\{ \frac{(GHR - SFC \times CVSF) + LPPF}{CVPF} + SFC \times LPSF \right\} \times \{100 / (100 - DMX)\}$		
Base Values			Month Values		
AUX	8.50	%	CVSF	9,594.00	kCal/Litre
GHR	2,675.75	kCal/kWh	LPPF	4,594.02	Rs./MT
SFC	0.50000	mL/kWh	CVPF	3,768.38	kCal/Kg
Incentive Rate	0.50	Rs/kWh	LPSF	65,392.00	Rs./KL
SFC_REV	0.00000	mL/kWh	$SFC_REV = \frac{(SFC + SFC_ACT)}{2}$ <p>EC ADJUSTMENT ON ACTUAL = (ECR_N - ECR_A) x SG X 0.4</p>		
SFC_ACT	0.49550	mL/kWh			
GHR_ACT	2,684.00	kCal/kWh			
AUX_ACT	10.95	%			

ED/CESS on APC

Total SG for Station	0	kWh	Cess Rate on APC	0.00	p/kWh
Colony Consumption	0	kWh	ED Rate on APC	0.00	p/kWh
Const./Commissioning Power	0	kWh	SG for Beneficiary	45,532,360	kWh
Total	0	kWh	Cess on APC for Beneficiary	0	Rs.
APC	0	kWh	ED on APC for Beneficiary	0	Rs.

Compensation Charges

Station Cumulative SG	0	kWh	Cumulative ECR(Normative)	0.000	Rs./kWh
Benef. En. Req(Below 85%)	0	kWh	Cumulative ECR(Actual)	0.000	Rs./kWh
Statio En. Req(Below 85%)	0	kWh	Cumulative ECR(DC)	0.000	Rs./kWh
LPPF(Cumulative)	0.00	Rs./MT	Cumulative ECR(SG)	0.000	Rs./kWh
CVPF(Cumulative)	0.00	kCal/KG	AUL(DC)	0	%
LPSF(Cumulative)	0.00	Rs./KL	AUL(SG)	0.00000	%
Avg. LPL(Cumulative)	0.00	Rs./MT	GHR Actual(Cumulative)	0.00	kCal/kWh
CVSF(Cumulative)	0.00	kCal/Litre	AUX Actual(Cumulative)	0.00	%

Bill No. 603412976



NTPC Ltd.
NCR-Headquarters
R&D Building, Sector-24
Noida, UP 201301

Energy Bill 01.10.2016 – 31.10.2016

Bill No. 603412976 Revision Bill

Date 01.05.2024

Beneficiary BSES YAMUNA POWER LTD .

Station Badarpur Thermal Power Station 1D

Tariff Ref. CERC Regulation 2014-19

REA Ref.

REA Date

Regular Energy

SNo	Description	Unit	Rate	Current Amount	Already Claimed	Net Now Claimed
01	Capacity Charge(Monthly Basis)	Rs. Cr/Yr	788.73100	83,657,252	39,324,671	44,332,581
02	Energy Charges Coal	Rs./kWh	3.61500	124,054,679	124,054,679	0
03	Interest Charges Receivable	Rs. Lakhs	22.84505	2,284,505	2,284,505	0
Totals				209,996,436	165,663,855	44,332,581

Grand Total 44,332,581

Rupees (in words) **Four Crore Forty-Three Lakh Thirty-Two Thousand Five Hundred Eighty-One Only**

REA Data - Regular Energy

Station Data			Beneficiary Data		
PAFN	56.110	%	SG Coal	34,316,647	kWh
NAPAF	83.00	%	Incentive Energy (Cum)	0	kWh
			Monthly Entitlement	18.9900000	%
			Cumulative Entitlement	37.0886000	%

Energy Charge Rate (ECR)					
Coal	3.615	Rs/kWh	$\left\{ \frac{\{GHR - SFC \times CVSF\} \times LPPF}{CVPF} + SFC \times LPSF \right\} \times \{100 / (100 - ADR)\}$		
Base Values			Month Values		
AUX	8.50	%	CVSF	9,557.29	kCal/Litre
GHR	2,675.75	kCal/kWh	LPPF	4,723.63	Rs./MT
SFC	0.50000	mL/kWh	CVPF	3,851.54	kCal/Kg
Incentive Rate	0.50	Rs/kWh	LPSF	64,124.06	Rs./KL
SFC_REV	0.00000	mL/kWh	$SFC_REV = \frac{(SFC + SFC_ACT)}{2}$ <p>EC ADJUSTMENT ON ACTUAL = (ECR_N - ECR_A) x SG X 0.4</p>		
SFC_ACT	0.49550	mL/kWh			
GHR_ACT	2,684.00	kCal/kWh			
AUX_ACT	10.95	%			

ED/CESS on APC

Total SG for Station	0	kWh	Cess Rate on APC	0.00	p/kWh
Colony Consumption	0	kWh	ED Rate on APC	0.00	p/kWh
Const./Commissioning Power	0	kWh	SG for Beneficiary	34,316,647	kWh
Total	0	kWh	Cess on APC for Beneficiary	0	Rs.
APC	0	kWh	ED on APC for Beneficiary	0	Rs.

Compensation Charges

Station Cumulative SG	0	kWh	Cumulative ECR(Normative)	0.000	Rs./kWh
Benef. En. Req(Below 85%)	0	kWh	Cumulative ECR(Actual)	0.000	Rs./kWh
Statio En. Req(Below 85%)	0	kWh	Cumulative ECR(DC)	0.000	Rs./kWh
LPPF(Cumulative)	0.00	Rs./MT	Cumulative ECR(SG)	0.000	Rs./kWh
CVPF(Cumulative)	0.00	kCal/KG	AUL(DC)	0	%
LPSF(Cumulative)	0.00	Rs./KL	AUL(SG)	0.00000	%
Avg. LPL(Cumulative)	0.00	Rs./MT	GHR Actual(Cumulative)	0.00	kCal/kWh
CVSF(Cumulative)	0.00	kCal/Litre	AUX Actual(Cumulative)	0.00	%



NTPC Ltd.
NCR-Headquarters
R&D Building, Sector-24
Noida, UP 201301

Energy Bill 01.11.2016 – 30.11.2016
Bill No. 603412977 Revision Bill
Date 01.05.2024
Beneficiary **BSES YAMUNA POWER LTD .**
Station **Badarpur Thermal Power Station 1D**

Tariff Ref. **CERC Regulation 2014-19**

REA Ref.

REA Date

Regular Energy

SNo	Description	Unit	Rate	Current Amount	Already Claimed	Net Now Claimed
01	Capacity Charge(Monthly Basis)	Rs. Cr/Yr	330.58412	39,159,541	41,586,741	-2,427,200
02	Cap Chrg (Shutdn Pd)		232.37640	19,341,312	19,341,312	0
03	Energy Charges Coal	Rs./kWh	3.34200	14,326,756	14,326,756	0
04	Interest Charges Receivable	Rs. Lakhs	17.74634	1,774,634	1,774,634	0
Totals				74,602,243	77,029,443	-2,427,200

Grand Total**-2,427,200**Rupees (in words) **Minus Twenty-Four Lakh Twenty-Seven Thousand Two Hundred Only**

REA Data - Regular Energy

Station Data			Beneficiary Data		
PAFN	56.450	%	SG Coal	4,286,881	kWh
NAPAF	83.00	%	Incentive Energy (Cum)	0	kWh
			Monthly Entitlement	18.9900000	%
			Cumulative Entitlement	37.1982000	%

Energy Charge Rate (ECR)

Coal	3.342	Rs/kWh	$\left\{ \frac{(GHR - SFC \times CVSF) + LPPF}{CVPF} + SFC \times LPSF \right\} \times 100 / (100 - AUX)$		
Base Values			Month Values		
AUX	8.50	%	CVSF	9,594.00	kCal/Litre
GHR	2,675.75	kCal/kWh	LPPF	4,428.05	Rs./MT
SFC	0.50000	mL/kWh	CVPF	3,909.78	kCal/Kg
Incentive Rate	0.50	Rs/kWh	LPSF	65,392.00	Rs./KL
SFC_REV	0.00000	mL/kWh	$SFC_REV = \frac{(SFC + SFC_ACT)}{2}$ EC ADJUSTMENT ON ACTUAL = (ECR _N - ECR _A) x SG X 0.4		
SFC_ACT	0.49550	mL/kWh			
GHR_ACT	2,684.00	kCal/kWh			
AUX_ACT	10.95	%			

ED/CESS on APC

Total SG for Station	0	kWh	Cess Rate on APC	0.00	p/kWh
Colony Consumption	0	kWh	ED Rate on APC	0.00	p/kWh
Const./Commissioning Power	0	kWh	SG for Beneficiary	4,286,881	kWh
Total	0	kWh	Cess on APC for Beneficiary	0	Rs.
APC	0	kWh	ED on APC for Beneficiary	0	Rs.

Compensation Charges

Station Cumulative SG	0	kWh	Cumulative ECR(Normative)	0.000	Rs./kWh
Benef. En. Req(Below 85%)	0	kWh	Cumulative ECR(Actual)	0.000	Rs./kWh
Statio En. Req(Below 85%)	0	kWh	Cumulative ECR(DC)	0.000	Rs./kWh
LPPF(Cumulative)	0.00	Rs./MT	Cumulative ECR(SG)	0.000	Rs./kWh
CVPF(Cumulative)	0.00	kCal/KG	AUL(DC)	0	%
LPSF(Cumulative)	0.00	Rs./KL	AUL(SG)	0.00000	%
Avg. LPL(Cumulative)	0.00	Rs./MT	GHR Actual(Cumulative)	0.00	kCal/kWh
CVSF(Cumulative)	0.00	kCal/Litre	AUX Actual(Cumulative)	0.00	%



Bill No. 603412978

NTPC Ltd.
NCR-Headquarters
R&D Building, Sector-24
Noida, UP 201301

Energy Bill **01.12.2016 – 31.12.2016**
Bill No. **603412978** Revision Bill
Date **01.05.2024**
Beneficiary **BSES YAMUNA POWER LTD .**
Station **Badarpur Thermal Power Station 1D**

Tariff Ref. **CERC Regulation 2014-19**

REA Ref.

REA Date

Regular Energy

SNo	Description	Unit	Rate	Current Amount	Already Claimed	Net Now Claimed
01	Capacity Charge(Monthly Basis)	Rs. Cr/Yr	216.04740	5,436,827	30,106,736	-24,669,909
02	Cap Chrg (Shutdn Pd)		290.47050	24,176,639	24,176,639	0
03	Interest Charges Receivable	Rs. Lakhs	1.99959	199,959	199,959	0
Totals				29,813,425	54,483,334	-24,669,909

Grand Total -24,669,909

Rupees (in words) **Minus Two Crore Forty-Six Lakh Sixty-Nine Thousand Nine Hundred Nine Only**

REA Data - Regular Energy

Station Data			Beneficiary Data		
PAFN	54.910	%	SG Coal	0	kWh
NAPAF	83.00	%	Incentive Energy (Cum)	0	kWh
			Monthly Entitlement	18.9900000	%
			Cumulative Entitlement	37.2864000	%

Energy Charge Rate (ECR)					
Coal	3.395	Rs/kWh	$\left\{ \frac{(GHR - SFC \times CVSF) + LPPF}{CVPF} + SFC \times LPSF \right\} \times \frac{100}{(100 - AUX)}$		
Base Values			Month Values		
AUX	8.50	%	CVSF	9,594.00	kCal/Litre
GHR	2,675.75	kCal/kWh	LPPF	4,498.93	Rs./MT
SFC	0.50000	mL/kWh	CVPF	3,909.78	kCal/Kg
Incentive Rate	0.50	Rs/kWh	LPSF	65,392.00	Rs./KL
SFC_REV	0.00000	mL/kWh	$SFC_REV = \frac{(SFC + SFC_ACT)}{2}$ <p>EC ADJUSTMENT ON ACTUAL = (ECR_N - ECR_A) x SG X 0.4</p>		
SFC_ACT	0.49550	mL/kWh			
GHR_ACT	2,684.00	kCal/kWh			
AUX_ACT	10.95	%			

ED/CESS on APC

Total SG for Station	0	kWh	Cess Rate on APC	0.00	p/kWh
Colony Consumption	0	kWh	ED Rate on APC	0.00	p/kWh
Const./Commissioning Power	0	kWh	SG for Beneficiary	0	kWh
Total	0	kWh	Cess on APC for Beneficiary	0	Rs.
APC	0	kWh	ED on APC for Beneficiary	0	Rs.

Compensation Charges

Station Cumulative SG	0	kWh	Cumulative ECR(Normative)	0.000	Rs./kWh
Benef. En. Req(Below 85%)	0	kWh	Cumulative ECR(Actual)	0.000	Rs./kWh
Statio En. Req(Below 85%)	0	kWh	Cumulative ECR(DC)	0.000	Rs./kWh
LPPF(Cumulative)	0.00	Rs./MT	Cumulative ECR(SG)	0.000	Rs./kWh
CVPF(Cumulative)	0.00	kCal/KG	AUL(DC)	0	%
LPSF(Cumulative)	0.00	Rs./KL	AUL(SG)	0.00000	%
Avg. LPL(Cumulative)	0.00	Rs./MT	GHR Actual(Cumulative)	0.00	kCal/kWh
CVSF(Cumulative)	0.00	kCal/Litre	AUX Actual(Cumulative)	0.00	%



Bill No. 603412979

NTPC Ltd.
NCR-Headquarters
R&D Building, Sector-24
Noida, UP 201301

Energy Bill **01.01.2017 – 31.01.2017**
Bill No. **603412979** Revision Bill
Date **01.05.2024**
Beneficiary **BSES YAMUNA POWER LTD .**
Station **Badarpur Thermal Power Station 1D**

Tariff Ref. **CERC Regulation 2014-19**
REA Ref.
REA Date

Regular Energy

SNo	Description	Unit	Rate	Current Amount	Already Claimed	Net Now Claimed
01	Capacity Charge(Monthly Basis)	Rs. Cr/Yr	216.04740	-144,998	25,384,666	-25,529,664
02	Cap Chrg (Shutdn Pd)		290.47050	24,176,639	24,176,639	0
Totals				24,031,641	49,561,305	-25,529,664

Grand Total -25,529,664

Rupees (in words) **Minus Two Crore Fifty-Five Lakh Twenty-Nine Thousand Six Hundred Sixty-Four Only**

REA Data - Regular Energy

Station Data			Beneficiary Data		
PAFN	53.010	%	SG Coal	0	kWh
NAPAF	83.00	%	Incentive Energy (Cum)	0	kWh
			Monthly Entitlement	18.9900000	%
			Cumulative Entitlement	37.2864000	%

Energy Charge Rate (ECR)					
Coal	3.382	Rs/kWh	$\left\{ \frac{(GHR - SFC \times CVSF) + LPPF}{CVPF} + SFC \times LPSF \right\} \times 100 / (100 - AUX)$		
Base Values			Month Values		
AUX	8.50	%	CVSF	9,594.00	kCal/Litre
GHR	2,675.75	kCal/kWh	LPPF	4,481.83	Rs./MT
SFC	0.50000	mL/kWh	CVPF	3,909.78	kCal/Kg
Incentive Rate	0.50	Rs/kWh	LPSF	65,392.00	Rs./KL
SFC_REV	0.00000	mL/kWh	$SFC_REV = \frac{(SFC + SFC_ACT)}{2}$ EC ADJUSTMENT ON ACTUAL = (ECR _N - ECR _A) x SG X 0.4		
SFC_ACT	0.49550	mL/kWh			
GHR_ACT	2,684.00	kCal/kWh			
AUX_ACT	10.95	%			

ED/CESS on APC

Total SG for Station	0	kWh	Cess Rate on APC	0.00	p/kWh
Colony Consumption	0	kWh	ED Rate on APC	0.00	p/kWh
Const./Commissioning Power	0	kWh	SG for Beneficiary	0	kWh
Total	0	kWh	Cess on APC for Beneficiary	0	Rs.
APC	0	kWh	ED on APC for Beneficiary	0	Rs.

Compensation Charges

Station Cumulative SG	0	kWh	Cumulative ECR(Normative)	0.000	Rs./kWh
Benef. En. Req(Below 85%)	0	kWh	Cumulative ECR(Actual)	0.000	Rs./kWh
Statio En. Req(Below 85%)	0	kWh	Cumulative ECR(DC)	0.000	Rs./kWh
LPPF(Cumulative)	0.00	Rs./MT	Cumulative ECR(SG)	0.000	Rs./kWh
CVPF(Cumulative)	0.00	kCal/KG	AUL(DC)	0	%
LPSF(Cumulative)	0.00	Rs./KL	AUL(SG)	0.00000	%
Avg. LPL(Cumulative)	0.00	Rs./MT	GHR Actual(Cumulative)	0.00	kCal/kWh
CVSF(Cumulative)	0.00	kCal/Litre	AUX Actual(Cumulative)	0.00	%



Bill No. 603412980

NTPC Ltd.
NCR-Headquarters
R&D Building, Sector-24
Noida, UP 201301

Energy Bill **01.02.2017 – 28.02.2017**
Bill No. **603412980** Revision Bill
Date **01.05.2024**
Beneficiary **BSES YAMUNA POWER LTD .**
Station **Badarpur Thermal Power Station 1D**

Tariff Ref. **CERC Regulation 2014-19**

REA Ref.

REA Date

Regular Energy

SNo	Description	Unit	Rate	Current Amount	Already Claimed	Net Now Claimed
01	Capacity Charge(Monthly Basis)	Rs. Cr/Yr	216.04740	9,319,268	29,618,978	-20,299,710
02	Cap Chrg (Shutdn Pd)		290.47050	24,176,639	24,176,639	0
Totals				33,495,907	53,795,617	-20,299,710

Grand Total -20,299,710

Rupees (in words) **Minus Two Crore Two Lakh Ninety-Nine Thousand Seven Hundred Ten Only**

REA Data - Regular Energy

Station Data			Beneficiary Data		
PAFN	52.000	%	SG Coal	0	kWh
NAPAF	83.00	%	Incentive Energy (Cum)	0	kWh
			Monthly Entitlement	18.9900000	%
			Cumulative Entitlement	37.2864000	%

Energy Charge Rate (ECR)					
Coal	3.34	Rs/kWh	$\left\{ \frac{(GHR - SFC \times CVSF) + LPPF}{CVPF} + SFC \times LPSF \right\} \times 100 / (100 - dMX)$		
Base Values			Month Values		
AUX	8.50	%	CVSF	9,594.00	kCal/Litre
GHR	2,675.75	kCal/kWh	LPPF	4,425.92	Rs./MT
SFC	0.50000	mL/kWh	CVPF	3,909.78	kCal/Kg
Incentive Rate	0.50	Rs/kWh	LPSF	65,392.00	Rs./KL
SFC_REV	0.00000	mL/kWh	$SFC_REV = \frac{(SFC + SFC_ACT)}{2}$ EC ADJUSTMENT ON ACTUAL = (ECR _N - ECR _A) x SG x 0.4		
SFC_ACT	0.49550	mL/kWh			
GHR_ACT	2,684.00	kCal/kWh			
AUX_ACT	10.95	%			

ED/CESS on APC

Total SG for Station	0	kWh	Cess Rate on APC	0.00	p/kWh
Colony Consumption	0	kWh	ED Rate on APC	0.00	p/kWh
Const./Commissioning Power	0	kWh	SG for Beneficiary	0	kWh
Total	0	kWh	Cess on APC for Beneficiary	0	Rs.
APC	0	kWh	ED on APC for Beneficiary	0	Rs.

Compensation Charges

Station Cumulative SG	0	kWh	Cumulative ECR(Normative)	0.000	Rs./kWh
Benef. En. Req(Below 85%)	0	kWh	Cumulative ECR(Actual)	0.000	Rs./kWh
Statio En. Req(Below 85%)	0	kWh	Cumulative ECR(DC)	0.000	Rs./kWh
LPPF(Cumulative)	0.00	Rs./MT	Cumulative ECR(SG)	0.000	Rs./kWh
CVPF(Cumulative)	0.00	kCal/KG	AUL(DC)	0	%
LPSF(Cumulative)	0.00	Rs./KL	AUL(SG)	0.00000	%
Avg. LPL(Cumulative)	0.00	Rs./MT	GHR Actual(Cumulative)	0.00	kCal/kWh
CVSF(Cumulative)	0.00	kCal/Litre	AUX Actual(Cumulative)	0.00	%



Bill No. 603412981

NTPC Ltd.
NCR-Headquarters
R&D Building, Sector-24
Noida, UP 201301

Energy Bill **01.03.2017 – 31.03.2017**
Bill No. **603412981** Revision Bill
Date **01.05.2024**
Beneficiary **BSES YAMUNA POWER LTD .**
Station **Badarpur Thermal Power Station 1D**

Tariff Ref. **CERC Regulation 2014-19**

REA Ref.

REA Date

Regular Energy

SNo	Description	Unit	Rate	Current Amount	Already Claimed	Net Now Claimed
01	Capacity Charge(Monthly Basis)	Rs. Cr/Yr	530.09970	-153,722,980	-93,791,073	-59,931,907
02	Cap Chrg (Shutdn Pd)		131.18023	10,918,482	10,918,482	0
03	Energy Charges Coal	Rs./kWh	3.86900	1,381,272	1,381,272	0
04	Filing Charges	Rs.	3,102,000.00	578,311	578,311	0
Totals				-140,844,915	-80,913,008	-59,931,907

Grand Total -59,931,907

Rupees (in words) **Minus Five Crore Ninety-Nine Lakh Thirty-One Thousand Nine Hundred Seven Only**

REA Data - Regular Energy

Station Data			Beneficiary Data		
PAFN	36.610	%	SG Coal	357,010	kWh
NAPAF	83.00	%	Incentive Energy (Cum)	0	kWh
			Monthly Entitlement	18.9900000	%
			Cumulative Entitlement	37.2863460	%

Energy Charge Rate (ECR)					
Coal	3.869	Rs/kWh	$\left\{ \frac{(GHR - SFC \times CVSF) + LPPF}{CVPF} + SFC \times LPSF \right\} \times \{100 / (100 - ANX)\}$		
Base Values			Month Values		
AUX	8.50	%	CVSF	9,548.70	kCal/Litre
GHR	2,675.75	kCal/kWh	LPPF	5,134.88	Rs./MT
SFC	0.50000	mL/kWh	CVPF	3,909.78	kCal/Kg
Incentive Rate	0.50	Rs/kWh	LPSF	63,924.48	Rs./KL
SFC_REV	0.00000	mL/kWh	$SFC_REV = \frac{(SFC + SFC_ACT)}{2}$ EC ADJUSTMENT ON ACTUAL = (ECR _N - ECR _A) x SG X 0.4		
SFC_ACT	0.49550	mL/kWh			
GHR_ACT	2,684.00	kCal/kWh			
AUX_ACT	10.95	%			

ED/CESS on APC

Total SG for Station	0	kWh	Cess Rate on APC	0.00	p/kWh
Colony Consumption	0	kWh	ED Rate on APC	0.00	p/kWh
Const./Commissioning Power	0	kWh	SG for Beneficiary	357,010	kWh
Total	0	kWh	Cess on APC for Beneficiary	0	Rs.
APC	0	kWh	ED on APC for Beneficiary	0	Rs.

Compensation Charges

Station Cumulative SG	0	kWh	Cumulative ECR(Normative)	0.000	Rs./kWh
Benef. En. Req(Below 85%)	0	kWh	Cumulative ECR(Actual)	0.000	Rs./kWh
Statio En. Req(Below 85%)	0	kWh	Cumulative ECR(DC)	0.000	Rs./kWh
LPPF(Cumulative)	0.00	Rs./MT	Cumulative ECR(SG)	0.000	Rs./kWh
CVPF(Cumulative)	0.00	kCal/KG	AUL(DC)	0	%
LPSF(Cumulative)	0.00	Rs./KL	AUL(SG)	0.00000	%
Avg. LPL(Cumulative)	0.00	Rs./MT	GHR Actual(Cumulative)	0.00	kCal/kWh
CVSF(Cumulative)	0.00	kCal/Litre	AUX Actual(Cumulative)	0.00	%

Bill No. 603412982



NTPC Ltd.
NCR-Headquarters
R&D Building, Sector-24
Noida, UP 201301

Energy Bill **01.04.2017 – 30.04.2017**
Bill No. **603412982** Revision Bill
Date **01.05.2024**
Beneficiary **BSES YAMUNA POWER LTD .**
Station **Badarpur Thermal Power Station 1D**

Tariff Ref. **CERC Regulation 2014-19**

REA Ref.

REA Date

Regular Energy

SNo	Description	Unit	Rate	Current Amount	Already Claimed	Net Now Claimed
01	Capacity Charge(Monthly Basis)	Rs. Cr/Yr	556.28180	60,918,002	41,921,301	18,996,701
02	Energy Charges Coal	Rs./kWh	3.92400	132,039,881	132,039,881	0
03	Interest Charges Receivable	Rs. Lakhs	14.17160	1,417,160	1,417,160	0
04	Interest Charges Payable	Rs. Lakhs	103.70352	-10,370,352	-10,370,352	0
Totals				184,004,691	165,007,990	18,996,701

Grand Total

18,996,701

Rupees (in words) **One Crore Eighty-Nine Lakh Ninety-Six Thousand Seven Hundred One Only**

REA Data - Regular Energy

Station Data			Beneficiary Data		
PAFN	58.820	%	SG Coal	33,649,307	kWh
NAPAF	85.00	%	Incentive Energy (Cum)	0	kWh
			Monthly Entitlement	18.9900430	%
			Cumulative Entitlement	37.9800000	%

Energy Charge Rate (ECR)					
Coal	3.924	Rs/kWh	$\left\{ \frac{(GHR - SFC \times CVSF) + LPPF}{CVPF} + SFC \times LPSF \right\} \times \frac{100}{(100 - AUX)}$		
Base Values			Month Values		
AUX	8.50	%	CVSF	9,552.17	kCal/Litre
GHR	2,675.75	kCal/kWh	LPPF	5,113.04	Rs./MT
SFC	0.50000	mL/kWh	CVPF	3,837.50	kCal/Kg
Incentive Rate	0.50	Rs/kWh	LPSF	64,036.71	Rs./KL
SFC_REV	0.00000	mL/kWh	$SFC_REV = \frac{(SFC + SFC_ACT)}{2}$ EC ADJUSTMENT ON ACTUAL = (ECR _N - ECR _A) x SG X 0.4		
SFC_ACT	0.45120	mL/kWh			
GHR_ACT	2,682.89	kCal/kWh			
AUX_ACT	10.05	%			

ED/CESS on APC

Total SG for Station	0	kWh	Cess Rate on APC	0.00	p/kWh
Colony Consumption	0	kWh	ED Rate on APC	0.00	p/kWh
Const./Commissioning Power	0	kWh	SG for Beneficiary	33,649,307	kWh
Total	0	kWh	Cess on APC for Beneficiary	0	Rs.
APC	0	kWh	ED on APC for Beneficiary	0	Rs.

Compensation Charges

Station Cumulative SG	0	kWh	Cumulative ECR(Normative)	0.000	Rs./kWh
Benef. En. Req(Below 85%)	0	kWh	Cumulative ECR(Actual)	0.000	Rs./kWh
Statio En. Req(Below 85%)	0	kWh	Cumulative ECR(DC)	0.000	Rs./kWh
LPPF(Cumulative)	0.00	Rs./MT	Cumulative ECR(SG)	0.000	Rs./kWh
CVPF(Cumulative)	0.00	kCal/KG	AUL(DC)	0	%
LPSF(Cumulative)	0.00	Rs./KL	AUL(SG)	0.00000	%
Avg. LPL(Cumulative)	0.00	Rs./MT	GHR Actual(Cumulative)	0.00	kCal/kWh
CVSF(Cumulative)	0.00	kCal/Litre	AUX Actual(Cumulative)	0.00	%

Bill No. 603412983



NTPC Ltd.
NCR-Headquarters
R&D Building, Sector-24
Noida, UP 201301

Energy Bill 01.05.2017 – 31.05.2017

Bill No. 603412983 Revision Bill

Date 01.05.2024

Beneficiary BSES YAMUNA POWER LTD .

Station Badarpur Thermal Power Station 1D

Tariff Ref. CERC Regulation 2014-19

REA Ref.

REA Date

Regular Energy

SNo	Description	Unit	Rate	Current Amount	Already Claimed	Net Now Claimed
01	Capacity Charge(Monthly Basis)	Rs. Cr/Yr	556.28180	58,890,675	40,526,177	18,364,498
02	Energy Charges Coal	Rs./kWh	3.77400	175,714,277	175,714,277	0
03	Interest Charges Receivable	Rs. Lakhs	16.99607	1,699,607	1,699,607	0
Totals				236,304,559	217,940,061	18,364,498

Grand Total 18,364,498

Rupees (in words) **One Crore Eighty-Three Lakh Sixty-Four Thousand Four Hundred Ninety-Eight Only**

REA Data - Regular Energy

Station Data			Beneficiary Data		
PAFN	57.840	%	SG Coal	46,559,162	kWh
NAPAF	85.00	%	Incentive Energy (Cum)	0	kWh
			Monthly Entitlement	18.9908760	%
			Cumulative Entitlement	37.9800000	%

Energy Charge Rate (ECR)

Coal	3.774	Rs/kWh	$\left\{ \frac{(GHR - SFC \times CVSF) + LPPF}{CVPF} + SFC \times LPSF \right\} \times [100 / (100 - MIX)]$		
Base Values		Month Values			
AUX	8.50	%	CVSF	9,552.44	kCal/Litre
GHR	2,675.75	kCal/kWh	LPPF	4,830.63	Rs./MT
SFC	0.50000	mL/kWh	CVPF	3,771.10	kCal/Kg
Incentive Rate	0.50	Rs/kWh	LPSF	64,045.65	Rs./KL
SFC_REV	0.00000	mL/kWh	$SFC_REV = \frac{(SFC + SFC_ACT)}{2}$ EC ADJUSTMENT ON ACTUAL = (ECR _N - ECR _A) x SG x 0.4		
SFC_ACT	0.45120	mL/kWh			
GHR_ACT	2,682.89	kCal/kWh			
AUX_ACT	10.05	%			

ED/CESS on APC

Total SG for Station	0	kWh	Cess Rate on APC	0.00	p/kWh
Colony Consumption	0	kWh	ED Rate on APC	0.00	p/kWh
Const./Commissioning Power	0	kWh	SG for Beneficiary	46,559,162	kWh
Total	0	kWh	Cess on APC for Beneficiary	0	Rs.
APC	0	kWh	ED on APC for Beneficiary	0	Rs.

Compensation Charges

Station Cumulative SG	0	kWh	Cumulative ECR(Normative)	0.000	Rs./kWh
Benef. En. Req(Below 85%)	0	kWh	Cumulative ECR(Actual)	0.000	Rs./kWh
Statio En. Req(Below 85%)	0	kWh	Cumulative ECR(DC)	0.000	Rs./kWh
LPPF(Cumulative)	0.00	Rs./MT	Cumulative ECR(SG)	0.000	Rs./kWh
CVPF(Cumulative)	0.00	kCal/KG	AUL(DC)	0	%
LPSF(Cumulative)	0.00	Rs./KL	AUL(SG)	0.00000	%
Avg. LPL(Cumulative)	0.00	Rs./MT	GHR Actual(Cumulative)	0.00	kCal/kWh
CVSF(Cumulative)	0.00	kCal/Litre	AUX Actual(Cumulative)	0.00	%

Bill No. 603412984



NTPC Ltd.
NCR-Headquarters
R&D Building, Sector-24
Noida, UP 201301

Energy Bill 01.06.2017 – 30.06.2017
Bill No. 603412984 Revision Bill
Date 01.05.2024
Beneficiary **BSES YAMUNA POWER LTD .**
Station **Badarpur Thermal Power Station 1D**

Tariff Ref. **CERC Regulation 2014-19**

REA Ref.

REA Date

Regular Energy

SNo	Description	Unit	Rate	Current Amount	Already Claimed	Net Now Claimed
01	Capacity Charge(Monthly Basis)	Rs. Cr/Yr	556.28180	59,478,697	40,930,830	18,547,867
02	Energy Charges Coal	Rs./kWh	3.59600	146,797,613	146,797,613	0
Totals				206,276,310	187,728,443	18,547,867

Grand Total 18,547,867

Rupees (in words) **One Crore Eighty-Five Lakh Forty-Seven Thousand Eight Hundred Sixty-Seven Only**

REA Data - Regular Energy

Station Data			Beneficiary Data		
PAFN	57.700	%	SG Coal	40,822,473	kWh
NAPAF	85.00	%	Incentive Energy (Cum)	0	kWh
			Monthly Entitlement	18.9934380	%
			Cumulative Entitlement	37.9800000	%

Energy Charge Rate (ECR)

Coal	3.596	Rs/kWh	$\left\{ \frac{(GHR - SFC \times CVSF) + LPPF}{CVPF} + SFC \times LPSF \right\} \times \{100 / (100 - AUX)\}$		
Base Values		Month Values			
AUX	8.50	%	CVSF	9,527.56	kCal/Litre
GHR	2,675.75	kCal/kWh	LPPF	4,633.25	Rs./MT
SFC	0.50000	mL/kWh	CVPF	3,797.50	kCal/Kg
Incentive Rate	0.50	Rs/kWh	LPSF	63,239.63	Rs./KL
SFC_REV	0.00000	mL/kWh	$SFC_REV = \frac{(SFC + SFC_ACT)}{2}$ EC ADJUSTMENT ON ACTUAL = (ECR _N - ECR _A) x SG X 0.4		
SFC_ACT	0.45120	mL/kWh			
GHR_ACT	2,682.89	kCal/kWh			
AUX_ACT	10.05	%			

ED/CESS on APC

Total SG for Station	0	kWh	Cess Rate on APC	0.00	p/kWh
Colony Consumption	0	kWh	ED Rate on APC	0.00	p/kWh
Const./Commissioning Power	0	kWh	SG for Beneficiary	40,822,473	kWh
Total	0	kWh	Cess on APC for Beneficiary	0	Rs.
APC	0	kWh	ED on APC for Beneficiary	0	Rs.

Compensation Charges

Station Cumulative SG	0	kWh	Cumulative ECR(Normative)	0.000	Rs./kWh
Benef. En. Req(Below 85%)	0	kWh	Cumulative ECR(Actual)	0.000	Rs./kWh
Statio En. Req(Below 85%)	0	kWh	Cumulative ECR(DC)	0.000	Rs./kWh
LPPF(Cumulative)	0.00	Rs./MT	Cumulative ECR(SG)	0.000	Rs./kWh
CVPF(Cumulative)	0.00	kCal/KG	AUL(DC)	0	%
LPSF(Cumulative)	0.00	Rs./KL	AUL(SG)	0.00000	%
Avg. LPL(Cumulative)	0.00	Rs./MT	GHR Actual(Cumulative)	0.00	kCal/kWh
CVSF(Cumulative)	0.00	kCal/Litre	AUX Actual(Cumulative)	0.00	%

Bill No. 603412985



NTPC Ltd.
NCR-Headquarters
R&D Building, Sector-24
Noida, UP 201301

Energy Bill **01.07.2017 – 31.07.2017**
Bill No. **603412985** Revision Bill
Date **01.05.2024**
Beneficiary **BSES YAMUNA POWER LTD .**
Station **Badarpur Thermal Power Station 1D**

Tariff Ref. **CERC Regulation 2014-19**

REA Ref.

REA Date

Regular Energy

SNo	Description	Unit	Rate	Current Amount	Already Claimed	Net Now Claimed
01	Capacity Charge(Monthly Basis)	Rs. Cr/Yr	556.28180	60,627,877	41,721,649	18,906,228
02	Energy Charges Coal	Rs./kWh	3.67500	165,257,338	165,257,338	0
03	Interest Charges Receivable	Rs. Lakhs	67.21278	6,721,278	6,721,278	0
Totals				232,606,493	213,700,265	18,906,228

Grand Total 18,906,228

Rupees (in words) **One Crore Eighty-Nine Lakh Six Thousand Two Hundred Twenty-Eight Only**

REA Data - Regular Energy

Station Data			Beneficiary Data		
PAFN	57.910	%	SG Coal	44,967,983	kWh
NAPAF	85.00	%	Incentive Energy (Cum)	0	kWh
			Monthly Entitlement	18.9900000	%
			Cumulative Entitlement	37.9800000	%

Energy Charge Rate (ECR)					
Coal	3.675	Rs/kWh	$\left\{ \frac{(GHR - SFC \times CVSF) + LPPF}{CVPF} + SFC \times LPSF \right\} \times \frac{100}{(100 - AUX)}$		
Base Values			Month Values		
AUX	8.50	%	CVSF	9,571.12	kCal/Litre
GHR	2,675.75	kCal/kWh	LPPF	4,835.73	Rs./MT
SFC	0.50000	mL/kWh	CVPF	3,878.80	kCal/Kg
Incentive Rate	0.50	Rs/kWh	LPSF	64,650.83	Rs./KL
SFC_REV	0.00000	mL/kWh	$SFC_REV = \frac{(SFC + SFC_ACT)}{2}$ <p>EC ADJUSTMENT ON ACTUAL = (ECR_N - ECR_A) x SG X 0.4</p>		
SFC_ACT	0.45120	mL/kWh			
GHR_ACT	2,682.89	kCal/kWh			
AUX_ACT	10.05	%			

ED/CESS on APC

Total SG for Station	0	kWh	Cess Rate on APC	0.00	p/kWh
Colony Consumption	0	kWh	ED Rate on APC	0.00	p/kWh
Const./Commissioning Power	0	kWh	SG for Beneficiary	44,967,983	kWh
Total	0	kWh	Cess on APC for Beneficiary	0	Rs.
APC	0	kWh	ED on APC for Beneficiary	0	Rs.

Compensation Charges

Station Cumulative SG	0	kWh	Cumulative ECR(Normative)	0.000	Rs./kWh
Benef. En. Req(Below 85%)	0	kWh	Cumulative ECR(Actual)	0.000	Rs./kWh
Statio En. Req(Below 85%)	0	kWh	Cumulative ECR(DC)	0.000	Rs./kWh
LPPF(Cumulative)	0.00	Rs./MT	Cumulative ECR(SG)	0.000	Rs./kWh
CVPF(Cumulative)	0.00	kCal/KG	AUL(DC)	0	%
LPSF(Cumulative)	0.00	Rs./KL	AUL(SG)	0.00000	%
Avg. LPL(Cumulative)	0.00	Rs./MT	GHR Actual(Cumulative)	0.00	kCal/kWh
CVSF(Cumulative)	0.00	kCal/Litre	AUX Actual(Cumulative)	0.00	%

Bill No. 603412986



NTPC Ltd.
NCR-Headquarters
R&D Building, Sector-24
Noida, UP 201301

Energy Bill **01.08.2017 - 31.08.2017**
Bill No. **603412986** Revision Bill
Date **01.05.2024**
Beneficiary **BSES YAMUNA POWER LTD .**
Station **Badarpur Thermal Power Station 1D**

Tariff Ref. **CERC Regulation 2014-19**

REA Ref.

REA Date

Regular Energy

SNo	Description	Unit	Rate	Current Amount	Already Claimed	Net Now Claimed
01	Capacity Charge(Monthly Basis)	Rs. Cr/Yr	556.28180	61,573,231	42,372,203	19,201,028
02	Energy Charges Coal	Rs./kWh	3.27200	153,400,270	153,400,270	0
03	Interest Charges Receivable	Rs. Lakhs	18.34073	1,834,073	1,834,073	0
Totals				216,807,574	197,606,546	19,201,028

Grand Total 19,201,028

Rupees (in words) **One Crore Ninety-Two Lakh One Thousand Twenty-Eight Only**

REA Data - Regular Energy

Station Data			Beneficiary Data		
PAFN	58.220	%	SG Coal	46,882,723	kWh
NAPAF	85.00	%	Incentive Energy (Cum)	0	kWh
			Monthly Entitlement	18.9877000	%
			Cumulative Entitlement	37.9800000	%

Energy Charge Rate (ECR)					
Coal	3.272	Rs/kWh	$\left\{ \frac{(GHR - SFC \times CVSF) + LPPF}{CVPF} + SFC \times LPSF \right\} \times \frac{100}{(100 - AUX)}$		
Base Values			Month Values		
AUX	8.50	%	CVSF	9,557.39	kCal/Litre
GHR	2,675.75	kCal/kWh	LPPF	4,152.89	Rs./MT
SFC	0.50000	mL/kWh	CVPF	3,745.03	kCal/Kg
Incentive Rate	0.50	Rs/kWh	LPSF	64,206.12	Rs./KL
SFC_REV	0.00000	mL/kWh	$SFC_REV = \frac{(SFC + SFC_ACT)}{2}$ EC ADJUSTMENT ON ACTUAL = (ECR _N - ECR _A) x SG X 0.4		
SFC_ACT	0.45120	mL/kWh			
GHR_ACT	2,682.89	kCal/kWh			
AUX_ACT	10.05	%			

ED/CESS on APC

Total SG for Station	0	kWh	Cess Rate on APC	0.00	p/kWh
Colony Consumption	0	kWh	ED Rate on APC	0.00	p/kWh
Const./Commissioning Power	0	kWh	SG for Beneficiary	46,882,723	kWh
Total	0	kWh	Cess on APC for Beneficiary	0	Rs.
APC	0	kWh	ED on APC for Beneficiary	0	Rs.

Compensation Charges

Station Cumulative SG	0	kWh	Cumulative ECR(Normative)	0.000	Rs./kWh
Benef. En. Req(Below 85%)	0	kWh	Cumulative ECR(Actual)	0.000	Rs./kWh
Statio En. Req(Below 85%)	0	kWh	Cumulative ECR(DC)	0.000	Rs./kWh
LPPF(Cumulative)	0.00	Rs./MT	Cumulative ECR(SG)	0.000	Rs./kWh
CVPF(Cumulative)	0.00	kCal/KG	AUL(DC)	0	%
LPSF(Cumulative)	0.00	Rs./KL	AUL(SG)	0.00000	%
Avg. LPL(Cumulative)	0.00	Rs./MT	GHR Actual(Cumulative)	0.00	kCal/kWh
CVSF(Cumulative)	0.00	kCal/Litre	AUX Actual(Cumulative)	0.00	%



Bill No. 603412987

NTPC Ltd.
NCR-Headquarters
R&D Building, Sector-24
Noida, UP 201301

Energy Bill **01.09.2017 - 30.09.2017**
Bill No. **603412987** Revision Bill
Date **01.05.2024**
Beneficiary **BSES YAMUNA POWER LTD .**
Station **Badarpur Thermal Power Station 1D**

Tariff Ref. **CERC Regulation 2014-19**

REA Ref.

REA Date

Regular Energy

SNo	Description	Unit	Rate	Current Amount	Already Claimed	Net Now Claimed
01	Capacity Charge(Monthly Basis)	Rs. Cr/Yr	556.28180	57,844,545	39,806,273	18,038,272
02	Energy Charges Coal	Rs./kWh	3.49700	143,593,468	143,593,468	0
03	Interest Charges Receivable	Rs. Lakhs	11.52750	1,152,750	1,152,750	0
Totals				202,590,763	184,552,491	18,038,272

Grand Total

18,038,272

Rupees (in words) **One Crore Eighty Lakh Thirty-Eight Thousand Two Hundred Seventy-Two Only**

REA Data - Regular Energy

Station Data			Beneficiary Data		
PAFN	57.830	%	SG Coal	41,061,901	kWh
NAPAF	85.00	%	Incentive Energy (Cum)	0	kWh
			Monthly Entitlement	18.9806610	%
			Cumulative Entitlement	37.9800000	%

Energy Charge Rate (ECR)

Coal	3.497	Rs/kWh	$\left\{ \frac{(GHR - SFC \times CVSF) \times LPPF}{CVPF} + SFC \times LPSF \right\} \times \{100 / (100 - AUX)\}$		
Base Values		Month Values			
AUX	8.50	%	CVSF	9,539.34	kCal/Litre
GHR	2,675.75	kCal/kWh	LPPF	4,402.29	Rs./MT
SFC	0.50000	mL/kWh	CVPF	3,711.93	kCal/Kg
Incentive Rate	0.50	Rs/kWh	LPSF	63,621.23	Rs./KL
SFC_REV	0.00000	mL/kWh	$SFC_REV = \frac{(SFC + SFC_ACT)}{2}$ EC ADJUSTMENT ON ACTUAL = (ECR _N - ECR _A) x SG X 0.4		
SFC_ACT	0.45120	mL/kWh			
GHR_ACT	2,682.89	kCal/kWh			
AUX_ACT	10.05	%			

ED/CESS on APC

Total SG for Station	0	kWh	Cess Rate on APC	0.00	p/kWh
Colony Consumption	0	kWh	ED Rate on APC	0.00	p/kWh
Const./Commissioning Power	0	kWh	SG for Beneficiary	41,061,901	kWh
Total	0	kWh	Cess on APC for Beneficiary	0	Rs.
APC	0	kWh	ED on APC for Beneficiary	0	Rs.

Compensation Charges

Station Cumulative SG	0	kWh	Cumulative ECR(Normative)	0.000	Rs./kWh
Benef. En. Req(Below 85%)	0	kWh	Cumulative ECR(Actual)	0.000	Rs./kWh
Statio En. Req(Below 85%)	0	kWh	Cumulative ECR(DC)	0.000	Rs./kWh
LPPF(Cumulative)	0.00	Rs./MT	Cumulative ECR(SG)	0.000	Rs./kWh
CVPF(Cumulative)	0.00	kCal/KG	AUL(DC)	0	%
LPSF(Cumulative)	0.00	Rs./KL	AUL(SG)	0.00000	%
Avg. LPL(Cumulative)	0.00	Rs./MT	GHR Actual(Cumulative)	0.00	kCal/kWh
CVSF(Cumulative)	0.00	kCal/Litre	AUX Actual(Cumulative)	0.00	%



Bill No. 603412988

NTPC Ltd.
NCR-Headquarters
R&D Building, Sector-24
Noida, UP 201301

Energy Bill **01.10.2017 – 31.10.2017**
Bill No. **603412988** Revision Bill
Date **01.05.2024**
Beneficiary **BSES YAMUNA POWER LTD .**
Station **Badarpur Thermal Power Station 1D**

Tariff Ref. **CERC Regulation 2014-19**

REA Ref.

REA Date

Regular Energy

SNo	Description	Unit	Rate	Current Amount	Already Claimed	Net Now Claimed
01	Capacity Charge(Monthly Basis)	Rs. Cr/Yr	478.90914	53,165,284	38,193,238	14,972,046
02	Energy Charges Coal	Rs./kWh	3.63600	83,792,613	83,792,613	0
03	Interest Charges Receivable	Rs. Lakhs	10.38207	1,038,207	1,038,207	0
Totals				137,996,104	123,024,058	14,972,046

Grand Total 14,972,046

Rupees (in words) **One Crore Forty-Nine Lakh Seventy-Two Thousand Forty-Six Only**

REA Data - Regular Energy

Station Data			Beneficiary Data		
PAFN	58.060	%	SG Coal	23,045,273	kWh
NAPAF	85.00	%	Incentive Energy (Cum)	0	kWh
			Monthly Entitlement	18.9788740	%
			Cumulative Entitlement	37.9800000	%

Energy Charge Rate (ECR)					
Coal	3.636	Rs/kWh	$\left\{ \frac{(GHR - SFC \times CVSF) + LPPF}{CVPF} + SFC \times LPSF \right\} \times \frac{100}{(100 - AUX)}$		
Base Values			Month Values		
AUX	8.50	%	CVSF	9,594.00	kCal/Litre
GHR	2,675.75	kCal/kWh	LPPF	4,468.72	Rs./MT
SFC	0.50000	mL/kWh	CVPF	3,622.73	kCal/Kg
Incentive Rate	0.50	Rs/kWh	LPSF	65,392.00	Rs./KL
SFC_REV	0.00000	mL/kWh	$SFC_REV = \frac{(SFC + SFC_ACT)}{2}$ <p>EC ADJUSTMENT ON ACTUAL = (ECR_N - ECR_A) x SG X 0.4</p>		
SFC_ACT	0.45120	mL/kWh			
GHR_ACT	2,682.89	kCal/kWh			
AUX_ACT	10.05	%			

ED/CESS on APC

Total SG for Station	0	kWh	Cess Rate on APC	0.00	p/kWh
Colony Consumption	0	kWh	ED Rate on APC	0.00	p/kWh
Const./Commissioning Power	0	kWh	SG for Beneficiary	23,045,273	kWh
Total	0	kWh	Cess on APC for Beneficiary	0	Rs.
APC	0	kWh	ED on APC for Beneficiary	0	Rs.

Compensation Charges

Station Cumulative SG	0	kWh	Cumulative ECR(Normative)	0.000	Rs./kWh
Benef. En. Req(Below 85%)	0	kWh	Cumulative ECR(Actual)	0.000	Rs./kWh
Statio En. Req(Below 85%)	0	kWh	Cumulative ECR(DC)	0.000	Rs./kWh
LPPF(Cumulative)	0.00	Rs./MT	Cumulative ECR(SG)	0.000	Rs./kWh
CVPF(Cumulative)	0.00	kCal/KG	AUL(DC)	0	%
LPSF(Cumulative)	0.00	Rs./KL	AUL(SG)	0.00000	%
Avg. LPL(Cumulative)	0.00	Rs./MT	GHR Actual(Cumulative)	0.00	kCal/kWh
CVSF(Cumulative)	0.00	kCal/Litre	AUX Actual(Cumulative)	0.00	%



Bill No. 603412989

NTPC Ltd.
NCR-Headquarters
R&D Building, Sector-24
Noida, UP 201301

Energy Bill 01.11.2017 – 30.11.2017
Bill No. 603412989 Revision Bill
Date 01.05.2024
Beneficiary BSES YAMUNA POWER LTD .
Station Badarpur Thermal Power Station 1D

Tariff Ref. CERC Regulation 2014-19

REA Ref.

REA Date

Regular Energy

SNo	Description	Unit	Rate	Current Amount	Already Claimed	Net Now Claimed
01	Capacity Charge(Monthly Basis)	Rs. Cr/Yr	396.37830	44,336,418	33,849,833	10,486,585
02	Interest Charges Receivable	Rs. Lakhs	0.02004	2,004	2,004	0
Totals				44,338,422	33,851,837	10,486,585

Grand Total

10,486,585

Rupees (in words) **One Crore Four Lakh Eighty-Six Thousand Five Hundred Eighty-Five Only**

REA Data - Regular Energy

Station Data			Beneficiary Data		
PAFN	58.250	%	SG Coal	0	kWh
NAPAF	85.00	%	Incentive Energy (Cum)	0	kWh
			Monthly Entitlement	18.9900000	%
			Cumulative Entitlement	37.9800000	%

Energy Charge Rate (ECR)					
Coal	3.787	Rs/kWh	$\left\{ \frac{(GHR - SFC \times CVSF) + LPPF}{CVPF} + SFC \times LPSF \right\} \times 100 / (100 - AUX)$		
Base Values			Month Values		
AUX	8.50	%	CVSF	9,594.00	kCal/Litre
GHR	2,675.75	kCal/kWh	LPPF	4,655.52	Rs./MT
SFC	0.50000	mL/kWh	CVPF	3,622.73	kCal/Kg
Incentive Rate	0.50	Rs/kWh	LPSF	65,392.00	Rs./KL
SFC_REV	0.00000	mL/kWh	$SFC_REV = \frac{(SFC + SFC_ACT)}{2}$ <p>EC ADJUSTMENT ON ACTUAL = (ECR_N - ECR_A) x SG x 0.4</p>		
SFC_ACT	0.45120	mL/kWh			
GHR_ACT	2,682.89	kCal/kWh			
AUX_ACT	10.05	%			

ED/CESS on APC

Total SG for Station	0	kWh	Cess Rate on APC	0.00	p/kWh
Colony Consumption	0	kWh	ED Rate on APC	0.00	p/kWh
Const./Commissioning Power	0	kWh	SG for Beneficiary	0	kWh
Total	0	kWh	Cess on APC for Beneficiary	0	Rs.
APC	0	kWh	ED on APC for Beneficiary	0	Rs.

Compensation Charges

Station Cumulative SG	0	kWh	Cumulative ECR(Normative)	0.000	Rs./kWh
Benef. En. Req(Below 85%)	0	kWh	Cumulative ECR(Actual)	0.000	Rs./kWh
Statio En. Req(Below 85%)	0	kWh	Cumulative ECR(DC)	0.000	Rs./kWh
LPPF(Cumulative)	0.00	Rs./MT	Cumulative ECR(SG)	0.000	Rs./kWh
CVPF(Cumulative)	0.00	kCal/KG	AUL(DC)	0	%
LPSF(Cumulative)	0.00	Rs./KL	AUL(SG)	0.00000	%
Avg. LPL(Cumulative)	0.00	Rs./MT	GHR Actual(Cumulative)	0.00	kCal/kWh
CVSF(Cumulative)	0.00	kCal/Litre	AUX Actual(Cumulative)	0.00	%



Bill No. 603412990

NTPC Ltd.
NCR-Headquarters
R&D Building, Sector-24
Noida, UP 201301

Energy Bill **01.12.2017 – 31.12.2017**
Bill No. **603412990** Revision Bill
Date **01.05.2024**
Beneficiary **BSES YAMUNA POWER LTD .**
Station **Badarpur Thermal Power Station 1D**

Tariff Ref. **CERC Regulation 2014-19**

REA Ref.

REA Date

Regular Energy

SNo	Description	Unit	Rate	Current Amount	Already Claimed	Net Now Claimed
01	Capacity Charge(Monthly Basis)	Rs. Cr/Yr	396.37830	44,273,583	33,822,656	10,450,927
Totals				44,273,583	33,822,656	10,450,927

Grand Total

10,450,927

Rupees (in words) **One Crore Four Lakh Fifty Thousand Nine Hundred Twenty-Seven Only**

REA Data - Regular Energy

Station Data			Beneficiary Data		
PAFN	58.400	%	SG Coal	0	kWh
NAPAF	85.00	%	Incentive Energy (Cum)	0	kWh
			Monthly Entitlement	18.9900000	%
			Cumulative Entitlement	37.9800000	%

Energy Charge Rate (ECR)					
Coal	4.162	Rs/kWh	$\left\{ \frac{(GHR - SFC \times CVSF) + LPPF}{CVPF} + SFC \times LPSF \right\} \times 100 / (100 - AUX)$		
Base Values			Month Values		
AUX	8.50	%	CVSF	9,594.00	kCal/Litre
GHR	2,675.75	kCal/kWh	LPPF	5,121.53	Rs./MT
SFC	0.50000	mL/kWh	CVPF	3,622.73	kCal/Kg
Incentive Rate	0.50	Rs/kWh	LPSF	65,392.00	Rs./KL
SFC_REV	0.00000	mL/kWh	$SFC_REV = \frac{(SFC + SFC_ACT)}{2}$ EC ADJUSTMENT ON ACTUAL = (ECR _N - ECR _A) x SG X 0.4		
SFC_ACT	0.45120	mL/kWh			
GHR_ACT	2,682.89	kCal/kWh			
AUX_ACT	10.05	%			

ED/CESS on APC

Total SG for Station	0	kWh	Cess Rate on APC	0.00	p/kWh
Colony Consumption	0	kWh	ED Rate on APC	0.00	p/kWh
Const./Commissioning Power	0	kWh	SG for Beneficiary	0	kWh
Total	0	kWh	Cess on APC for Beneficiary	0	Rs.
APC	0	kWh	ED on APC for Beneficiary	0	Rs.

Compensation Charges

Station Cumulative SG	0	kWh	Cumulative ECR(Normative)	0.000	Rs./kWh
Benef. En. Req(Below 85%)	0	kWh	Cumulative ECR(Actual)	0.000	Rs./kWh
Statio En. Req(Below 85%)	0	kWh	Cumulative ECR(DC)	0.000	Rs./kWh
LPPF(Cumulative)	0.00	Rs./MT	Cumulative ECR(SG)	0.000	Rs./kWh
CVPF(Cumulative)	0.00	kCal/KG	AUL(DC)	0	%
LPSF(Cumulative)	0.00	Rs./KL	AUL(SG)	0.00000	%
Avg. LPL(Cumulative)	0.00	Rs./MT	GHR Actual(Cumulative)	0.00	kCal/kWh
CVSF(Cumulative)	0.00	kCal/Litre	AUX Actual(Cumulative)	0.00	%



Bill No. 603412991

NTPC Ltd.
NCR-Headquarters
R&D Building, Sector-24
Noida, UP 201301

Energy Bill **01.01.2018 – 31.01.2018**
Bill No. **603412991** Revision Bill
Date **01.05.2024**
Beneficiary **BSES YAMUNA POWER LTD .**
Station **Badarpur Thermal Power Station 1D**

Tariff Ref. **CERC Regulation 2014-19**

REA Ref.

REA Date

Regular Energy

SNo	Description	Unit	Rate	Current Amount	Already Claimed	Net Now Claimed
01	Capacity Charge(Monthly Basis)	Rs. Cr/Yr	396.37830	44,215,387	33,793,797	10,421,590
Totals				44,215,387	33,793,797	10,421,590

Grand Total 10,421,590

Rupees (in words) **One Crore Four Lakh Twenty-One Thousand Five Hundred Ninety Only**

REA Data - Regular Energy

Station Data			Beneficiary Data		
PAFN	58.520	%	SG Coal	0	kWh
NAPAF	85.00	%	Incentive Energy (Cum)	0	kWh
			Monthly Entitlement	18.9900000	%
			Cumulative Entitlement	37.9800000	%

Energy Charge Rate (ECR)					
Coal	4.164	Rs/kWh	$\left\{ \frac{(GHR - SFC \times CVSF) \times LPPF}{CVPF} + SFC \times LPSF \right\} \times \frac{100}{(100 - AUX)}$		
Base Values			Month Values		
AUX	8.50	%	CVSF	9,594.00	kCal/Litre
GHR	2,675.75	kCal/kWh	LPPF	5,122.80	Rs./MT
SFC	0.50000	mL/kWh	CVPF	3,622.73	kCal/Kg
Incentive Rate	0.50	Rs/kWh	LPSF	65,392.00	Rs./KL
SFC_REV	0.00000	mL/kWh	$SFC_REV = \frac{(SFC + SFC_ACT)}{2}$ <p>EC ADJUSTMENT ON ACTUAL = (ECR_N - ECR_A) x SG X 0.4</p>		
SFC_ACT	0.45120	mL/kWh			
GHR_ACT	2,682.89	kCal/kWh			
AUX_ACT	10.05	%			

ED/CESS on APC

Total SG for Station	0	kWh	Cess Rate on APC	0.00	p/kWh
Colony Consumption	0	kWh	ED Rate on APC	0.00	p/kWh
Const./Commissioning Power	0	kWh	SG for Beneficiary	0	kWh
Total	0	kWh	Cess on APC for Beneficiary	0	Rs.
APC	0	kWh	ED on APC for Beneficiary	0	Rs.

Compensation Charges

Station Cumulative SG	0	kWh	Cumulative ECR(Normative)	0.000	Rs./kWh
Benef. En. Req(Below 85%)	0	kWh	Cumulative ECR(Actual)	0.000	Rs./kWh
Statio En. Req(Below 85%)	0	kWh	Cumulative ECR(DC)	0.000	Rs./kWh
LPPF(Cumulative)	0.00	Rs./MT	Cumulative ECR(SG)	0.000	Rs./kWh
CVPF(Cumulative)	0.00	kCal/KG	AUL(DC)	0	%
LPSF(Cumulative)	0.00	Rs./KL	AUL(SG)	0.00000	%
Avg. LPL(Cumulative)	0.00	Rs./MT	GHR Actual(Cumulative)	0.00	kCal/kWh
CVSF(Cumulative)	0.00	kCal/Litre	AUX Actual(Cumulative)	0.00	%



Bill No. 603412992

NTPC Ltd.
NCR-Headquarters
R&D Building, Sector-24
Noida, UP 201301

Energy Bill **01.02.2018 – 28.02.2018**
Bill No. **603412992** Revision Bill
Date **01.05.2024**
Beneficiary **BSES YAMUNA POWER LTD .**
Station **Badarpur Thermal Power Station 1D**

Tariff Ref. **CERC Regulation 2014-19**

REA Ref.

REA Date

Regular Energy

SNo	Description	Unit	Rate	Current Amount	Already Claimed	Net Now Claimed
01	Capacity Charge(Monthly Basis)	Rs. Cr/Yr	556.28180	9,763,297	5,739,624	4,023,673
02	Interest Charges Receivable	Rs. Lakhs	0.10263	10,263	10,263	0
Totals				9,773,560	5,749,887	4,023,673

Grand Total

4,023,673

Rupees (in words) **Forty Lakh Twenty-Three Thousand Six Hundred Seventy-Three Only**

REA Data - Regular Energy

Station Data			Beneficiary Data		
PAFN	53.610	%	SG Coal	0	kWh
NAPAF	85.00	%	Incentive Energy (Cum)	0	kWh
			Monthly Entitlement	18.9900000	%
			Cumulative Entitlement	37.9800000	%

Energy Charge Rate (ECR)					
Coal	4.239	Rs/kWh	$\left\{ \frac{(GHR - SFC \times CVSF) + LPPF}{CVPF} + SFC \times LPSF \right\} \times [100 / (100 - AUX)]$		
Base Values			Month Values		
AUX	8.50	%	CVSF	9,594.00	kCal/Litre
GHR	2,675.75	kCal/kWh	LPPF	5,216.23	Rs./MT
SFC	0.50000	mL/kWh	CVPF	3,622.49	kCal/Kg
Incentive Rate	0.50	Rs/kWh	LPSF	65,392.00	Rs./KL
SFC_REV	0.00000	mL/kWh	$SFC_REV = \frac{(SFC + SFC_ACT)}{2}$ <p>EC ADJUSTMENT ON ACTUAL = (ECR_N - ECR_A) x SG X 0.4</p>		
SFC_ACT	0.45120	mL/kWh			
GHR_ACT	2,682.89	kCal/kWh			
AUX_ACT	10.05	%			

ED/CESS on APC

Total SG for Station	0	kWh	Cess Rate on APC	0.00	p/kWh
Colony Consumption	0	kWh	ED Rate on APC	0.00	p/kWh
Const./Commissioning Power	0	kWh	SG for Beneficiary	0	kWh
Total	0	kWh	Cess on APC for Beneficiary	0	Rs.
APC	0	kWh	ED on APC for Beneficiary	0	Rs.

Compensation Charges

Station Cumulative SG	0	kWh	Cumulative ECR(Normative)	0.000	Rs./kWh
Benef. En. Req(Below 85%)	0	kWh	Cumulative ECR(Actual)	0.000	Rs./kWh
Statio En. Req(Below 85%)	0	kWh	Cumulative ECR(DC)	0.000	Rs./kWh
LPPF(Cumulative)	0.00	Rs./MT	Cumulative ECR(SG)	0.000	Rs./kWh
CVPF(Cumulative)	0.00	kCal/KG	AUL(DC)	0	%
LPSF(Cumulative)	0.00	Rs./KL	AUL(SG)	0.00000	%
Avg. LPL(Cumulative)	0.00	Rs./MT	GHR Actual(Cumulative)	0.00	kCal/kWh
CVSF(Cumulative)	0.00	kCal/Litre	AUX Actual(Cumulative)	0.00	%



Bill No. 603412993

NTPC Ltd.
NCR-Headquarters
R&D Building, Sector-24
Noida, UP 201301

Energy Bill **01.03.2018 – 31.03.2018**
Bill No. **603412993** Revision Bill
Date **01.05.2024**
Beneficiary **BSES YAMUNA POWER LTD .**
Station **Badarpur Thermal Power Station 1D**

Tariff Ref. **CERC Regulation 2014-19**

REA Ref.

REA Date

Regular Energy

SNo	Description	Unit	Rate	Current Amount	Already Claimed	Net Now Claimed
01	Capacity Charge(Monthly Basis)	Rs. Cr/Yr	556.28180	61,331,370	42,307,461	19,023,909
02	Filing Charges	Rs.	3,102,000.00	589,070	589,070	0
03	Interest Charges Receivable	Rs. Lakhs	7.69660	769,660	769,660	0
Totals				62,690,100	43,666,191	19,023,909

Grand Total

19,023,909

Rupees (in words) **One Crore Ninety Lakh Twenty-Three Thousand Nine Hundred Nine Only**

REA Data - Regular Energy

Station Data			Beneficiary Data		
PAFN	54.120	%	SG Coal	0	kWh
NAPAF	85.00	%	Incentive Energy (Cum)	0	kWh
			Monthly Entitlement	18.9900000	%
			Cumulative Entitlement	37.9800000	%

Energy Charge Rate (ECR)

Coal	4.125	Rs/kWh	$\left\{ \frac{\{GHR - SFC \times CVSF\} + LPPF}{CVPF} + SFC \times LPSF \right\} \times \{100 / (100 - INX)\}$		
Base Values			Month Values		
AUX	8.50	%	CVSF	9,539.09	kCal/Litre
GHR	2,675.75	kCal/kWh	LPPF	5,308.13	Rs./MT
SFC	0.50000	mL/kWh	CVPF	3,787.07	kCal/Kg
Incentive Rate	0.50	Rs/kWh	LPSF	60,685.07	Rs./KL
SFC_REV	0.00000	mL/kWh	$SFC_REV = \frac{(SFC + SFC_ACT)}{2}$ EC ADJUSTMENT ON ACTUAL = (ECR _N - ECR _A) x SG x 0.4		
SFC_ACT	0.45120	mL/kWh			
GHR_ACT	2,682.89	kCal/kWh			
AUX_ACT	10.05	%			

ED/CESS on APC

Total SG for Station	0	kWh	Cess Rate on APC	0.00	p/kWh
Colony Consumption	0	kWh	ED Rate on APC	0.00	p/kWh
Const./Commissioning Power	0	kWh	SG for Beneficiary	0	kWh
Total	0	kWh	Cess on APC for Beneficiary	0	Rs.
APC	0	kWh	ED on APC for Beneficiary	0	Rs.

Compensation Charges

Station Cumulative SG	0	kWh	Cumulative ECR(Normative)	0.000	Rs./kWh
Benef. En. Req(Below 85%)	0	kWh	Cumulative ECR(Actual)	0.000	Rs./kWh
Statio En. Req(Below 85%)	0	kWh	Cumulative ECR(DC)	0.000	Rs./kWh
LPPF(Cumulative)	0.00	Rs./MT	Cumulative ECR(SG)	0.000	Rs./kWh
CVPF(Cumulative)	0.00	kCal/KG	AUL(DC)	0	%
LPSF(Cumulative)	0.00	Rs./KL	AUL(SG)	0.00000	%
Avg. LPL(Cumulative)	0.00	Rs./MT	GHR Actual(Cumulative)	0.00	kCal/kWh
CVSF(Cumulative)	0.00	kCal/Litre	AUX Actual(Cumulative)	0.00	%



Bill No. 603412994

NTPC Ltd.
NCR-Headquarters
R&D Building, Sector-24
Noida, UP 201301

Energy Bill **01.04.2018 – 30.04.2018**
Bill No. **603412994** Revision Bill
Date **01.05.2024**
Beneficiary **BSES YAMUNA POWER LTD .**
Station **Badarpur Thermal Power Station 1D**

Tariff Ref. **CERC Regulation 2014-19**

REA Ref.

REA Date

Regular Energy

SNo	Description	Unit	Rate	Current Amount	Already Claimed	Net Now Claimed
01	Capacity Charge(Monthly Basis)	Rs. Cr/Yr	528.13830	59,900,762	44,117,506	15,783,256
02	Energy Charges Coal	Rs./kWh	4.10300	63,419,575	63,419,575	0
03	Interest Charges Receivable	Rs. Lakhs	2.43934	243,934	243,934	0
Totals				123,564,271	107,781,015	15,783,256

Grand Total 15,783,256

Rupees (in words) **One Crore Fifty-Seven Lakh Eighty-Three Thousand Two Hundred Fifty-Six Only**

REA Data - Regular Energy

Station Data			Beneficiary Data		
PAFN	60.920	%	SG Coal	15,456,879	kWh
NAPAF	85.00	%	Incentive Energy (Cum)	0	kWh
			Monthly Entitlement	18.9900000	%
			Cumulative Entitlement	37.9800000	%

Energy Charge Rate (ECR)					
Coal	4.103	Rs/kWh	$\left\{ \frac{(GHR - SFC \times CVSF) + LPPF}{CVPF} + SFC \times LPSF \right\} \times 100 / (100 - INC)$		
Base Values			Month Values		
AUX	8.50	%	CVSF	9,515.56	kCal/Litre
GHR	2,675.75	kCal/kWh	LPPF	5,249.56	Rs./MT
SFC	0.50000	mL/kWh	CVPF	3,765.23	kCal/Kg
Incentive Rate	0.50	Rs/kWh	LPSF	61,444.58	Rs./KL
SFC_REV	0.00000	mL/kWh	$SFC_REV = \frac{(SFC + SFC_ACT)}{2}$ <p>EC ADJUSTMENT ON ACTUAL = (ECR_N - ECR_A) x SG x 0.4</p>		
SFC_ACT	0.31300	mL/kWh			
GHR_ACT	2,681.42	kCal/kWh			
AUX_ACT	9.23	%			

ED/CESS on APC

Total SG for Station	0	kWh	Cess Rate on APC	0.00	p/kWh
Colony Consumption	0	kWh	ED Rate on APC	0.00	p/kWh
Const./Commissioning Power	0	kWh	SG for Beneficiary	15,456,879	kWh
Total	0	kWh	Cess on APC for Beneficiary	0	Rs.
APC	0	kWh	ED on APC for Beneficiary	0	Rs.

Compensation Charges

Station Cumulative SG	0	kWh	Cumulative ECR(Normative)	0.000	Rs./kWh
Benef. En. Req(Below 85%)	0	kWh	Cumulative ECR(Actual)	0.000	Rs./kWh
Statio En. Req(Below 85%)	0	kWh	Cumulative ECR(DC)	0.000	Rs./kWh
LPPF(Cumulative)	0.00	Rs./MT	Cumulative ECR(SG)	0.000	Rs./kWh
CVPF(Cumulative)	0.00	kCal/KG	AUL(DC)	0	%
LPSF(Cumulative)	0.00	Rs./KL	AUL(SG)	0.00000	%
Avg. LPL(Cumulative)	0.00	Rs./MT	GHR Actual(Cumulative)	0.00	kCal/kWh
CVSF(Cumulative)	0.00	kCal/Litre	AUX Actual(Cumulative)	0.00	%

Bill No. 603412995



NTPC Ltd.
NCR-Headquarters
R&D Building, Sector-24
Noida, UP 201301

Energy Bill **01.05.2018 – 31.05.2018**
Bill No. **603412995** Revision Bill
Date **01.05.2024**
Beneficiary **BSES YAMUNA POWER LTD .**
Station **Badarpur Thermal Power Station 1D**

Tariff Ref. **CERC Regulation 2014-19**

REA Ref.

REA Date

Regular Energy

SNo	Description	Unit	Rate	Current Amount	Already Claimed	Net Now Claimed
01	Capacity Charge(Monthly Basis)	Rs. Cr/Yr	528.13830	57,534,570	42,374,782	15,159,788
02	Energy Charges Coal	Rs./kWh	4.00100	164,675,367	164,675,367	0
03	Interest Charges Receivable	Rs. Lakhs	13.28886	1,328,886	1,328,886	0
Totals				223,538,823	208,379,035	15,159,788

Grand Total 15,159,788

Rupees (in words) **One Crore Fifty-One Lakh Fifty-Nine Thousand Seven Hundred Eighty-Eight Only**

REA Data - Regular Energy

Station Data			Beneficiary Data		
PAFN	60.150	%	SG Coal	41,158,552	kWh
NAPAF	85.00	%	Incentive Energy (Cum)	0	kWh
			Monthly Entitlement	18.7129040	%
			Cumulative Entitlement	37.9800000	%

Energy Charge Rate (ECR)					
Coal	4.001	Rs/kWh	$\left\{ \frac{(GHR - SFC \times CVSF) \times LPPF}{CVPF} + SFC \times LPSF \right\} \times \frac{100}{(100 - AUX)}$		
Base Values			Month Values		
AUX	8.50	%	CVSF	9,504.13	kCal/Litre
GHR	2,675.75	kCal/kWh	LPPF	5,160.06	Rs./MT
SFC	0.50000	mL/kWh	CVPF	3,796.41	kCal/Kg
Incentive Rate	0.50	Rs/kWh	LPSF	61,105.03	Rs./KL
SFC_REV	0.00000	mL/kWh	$SFC_REV = \frac{(SFC + SFC_ACT)}{2}$ <p>EC ADJUSTMENT ON ACTUAL = (ECR_N - ECR_A) x SG X 0.4</p>		
SFC_ACT	0.31300	mL/kWh			
GHR_ACT	2,681.42	kCal/kWh			
AUX_ACT	9.23	%			

ED/CESS on APC

Total SG for Station	0	kWh	Cess Rate on APC	0.00	p/kWh
Colony Consumption	0	kWh	ED Rate on APC	0.00	p/kWh
Const./Commissioning Power	0	kWh	SG for Beneficiary	41,158,552	kWh
Total	0	kWh	Cess on APC for Beneficiary	0	Rs.
APC	0	kWh	ED on APC for Beneficiary	0	Rs.

Compensation Charges

Station Cumulative SG	0	kWh	Cumulative ECR(Normative)	0.000	Rs./kWh
Benef. En. Req(Below 85%)	0	kWh	Cumulative ECR(Actual)	0.000	Rs./kWh
Statio En. Req(Below 85%)	0	kWh	Cumulative ECR(DC)	0.000	Rs./kWh
LPPF(Cumulative)	0.00	Rs./MT	Cumulative ECR(SG)	0.000	Rs./kWh
CVPF(Cumulative)	0.00	kCal/KG	AUL(DC)	0	%
LPSF(Cumulative)	0.00	Rs./KL	AUL(SG)	0.00000	%
Avg. LPL(Cumulative)	0.00	Rs./MT	GHR Actual(Cumulative)	0.00	kCal/kWh
CVSF(Cumulative)	0.00	kCal/Litre	AUX Actual(Cumulative)	0.00	%

Bill No. 603412996



NTPC Ltd.
NCR-Headquarters
R&D Building, Sector-24
Noida, UP 201301

Energy Bill 01.06.2018 – 30.06.2018

Bill No. 603412996 Revision Bill

Date 01.05.2024

Beneficiary BSES YAMUNA POWER LTD .

Station Badarpur Thermal Power Station 1D

Tariff Ref. CERC Regulation 2014-19

REA Ref.

REA Date

Regular Energy

SNo	Description	Unit	Rate	Current Amount	Already Claimed	Net Now Claimed
01	Capacity Charge(Monthly Basis)	Rs. Cr/Yr	528.13830	60,099,714	44,264,036	15,835,678
02	Energy Charges Coal	Rs./kWh	4.13600	185,481,426	185,481,426	0
03	Interest Charges Receivable	Rs. Lakhs	4.92779	492,779	492,779	0
Totals				246,073,919	230,238,241	15,835,678

Grand Total 15,835,678

Rupees (in words) **One Crore Fifty-Eight Lakh Thirty-Five Thousand Six Hundred Seventy-Eight Only**

REA Data - Regular Energy

Station Data			Beneficiary Data		
PAFN	60.610	%	SG Coal	44,845,606	kWh
NAPAF	85.00	%	Incentive Energy (Cum)	0	kWh
			Monthly Entitlement	18.8641830	%
			Cumulative Entitlement	37.9800000	%

Energy Charge Rate (ECR)					
Coal	4.136	Rs/kWh	$\left\{ \frac{(GHR - SFC \times CVSF) + LPPF}{CVPF} + SFC \times LPSF \right\} \times \frac{100}{(100 - AUX)}$		
Base Values			Month Values		
AUX	8.50	%	CVSF	9,540.00	kCal/Litre
GHR	2,675.75	kCal/kWh	LPPF	5,339.16	Rs./MT
SFC	0.50000	mL/kWh	CVPF	3,799.49	kCal/Kg
Incentive Rate	0.50	Rs/kWh	LPSF	62,171.08	Rs./KL
SFC_REV	0.00000	mL/kWh	$SFC_REV = \frac{(SFC + SFC_ACT)}{2}$ <p>EC ADJUSTMENT ON ACTUAL = (ECR_N - ECR_A) x SG X 0.4</p>		
SFC_ACT	0.31300	mL/kWh			
GHR_ACT	2,681.42	kCal/kWh			
AUX_ACT	9.23	%			

ED/CESS on APC

Total SG for Station	0	kWh	Cess Rate on APC	0.00	p/kWh
Colony Consumption	0	kWh	ED Rate on APC	0.00	p/kWh
Const./Commissioning Power	0	kWh	SG for Beneficiary	44,845,606	kWh
Total	0	kWh	Cess on APC for Beneficiary	0	Rs.
APC	0	kWh	ED on APC for Beneficiary	0	Rs.

Compensation Charges

Station Cumulative SG	0	kWh	Cumulative ECR(Normative)	0.000	Rs./kWh
Benef. En. Req(Below 85%)	0	kWh	Cumulative ECR(Actual)	0.000	Rs./kWh
Statio En. Req(Below 85%)	0	kWh	Cumulative ECR(DC)	0.000	Rs./kWh
LPPF(Cumulative)	0.00	Rs./MT	Cumulative ECR(SG)	0.000	Rs./kWh
CVPF(Cumulative)	0.00	kCal/KG	AUL(DC)	0	%
LPSF(Cumulative)	0.00	Rs./KL	AUL(SG)	0.00000	%
Avg. LPL(Cumulative)	0.00	Rs./MT	GHR Actual(Cumulative)	0.00	kCal/kWh
CVSF(Cumulative)	0.00	kCal/Litre	AUX Actual(Cumulative)	0.00	%

Bill No. 603412997



NTPC Ltd.
NCR-Headquarters
R&D Building, Sector-24
Noida, UP 201301

Energy Bill **01.07.2018 – 31.07.2018**
Bill No. **603412997** Revision Bill
Date **01.05.2024**
Beneficiary **BSES YAMUNA POWER LTD .**
Station **Badarpur Thermal Power Station 1D**

Tariff Ref. **CERC Regulation 2014-19**

REA Ref.

REA Date

Regular Energy

SNo	Description	Unit	Rate	Current Amount	Already Claimed	Net Now Claimed
01	Capacity Charge(Monthly Basis)	Rs. Cr/Yr	528.13830	55,541,841	40,907,117	14,634,724
02	Energy Charges Coal	Rs./kWh	3.86500	174,490,538	174,490,538	0
03	Interest Charges Receivable	Rs. Lakhs	22.17267	2,217,267	2,217,267	0
Totals				232,249,646	217,614,922	14,634,724

Grand Total 14,634,724

Rupees (in words) **One Crore Forty-Six Lakh Thirty-Four Thousand Seven Hundred Twenty-Four Only**

REA Data - Regular Energy

Station Data			Beneficiary Data		
PAFN	59.650	%	SG Coal	45,146,323	kWh
NAPAF	85.00	%	Incentive Energy (Cum)	0	kWh
			Monthly Entitlement	18.8953040	%
			Cumulative Entitlement	37.9800000	%

Energy Charge Rate (ECR)

Coal	3.865	Rs/kWh	$\left\{ \frac{(GHR - SFC \times CVSF) + LPPF}{CVPF} + SFC \times LPSF \right\} \times \{100 / (100 - AUX)\}$		
Base Values			Month Values		
AUX	8.50	%	CVSF	9,540.00	kCal/Litre
GHR	2,675.75	kCal/kWh	LPPF	4,923.32	Rs./MT
SFC	0.50000	mL/kWh	CVPF	3,751.16	kCal/Kg
Incentive Rate	0.50	Rs/kWh	LPSF	62,171.08	Rs./KL
SFC_REV	0.00000	mL/kWh	$SFC_REV = \frac{(SFC + SFC_ACT)}{2}$ EC ADJUSTMENT ON ACTUAL = (ECR _N - ECR _A) x SG X 0.4		
SFC_ACT	0.31300	mL/kWh			
GHR_ACT	2,681.42	kCal/kWh			
AUX_ACT	9.23	%			

ED/CESS on APC

Total SG for Station	0	kWh	Cess Rate on APC	0.00	p/kWh
Colony Consumption	0	kWh	ED Rate on APC	0.00	p/kWh
Const./Commissioning Power	0	kWh	SG for Beneficiary	45,146,323	kWh
Total	0	kWh	Cess on APC for Beneficiary	0	Rs.
APC	0	kWh	ED on APC for Beneficiary	0	Rs.

Compensation Charges

Station Cumulative SG	0	kWh	Cumulative ECR(Normative)	0.000	Rs./kWh
Benef. En. Req(Below 85%)	0	kWh	Cumulative ECR(Actual)	0.000	Rs./kWh
Statio En. Req(Below 85%)	0	kWh	Cumulative ECR(DC)	0.000	Rs./kWh
LPPF(Cumulative)	0.00	Rs./MT	Cumulative ECR(SG)	0.000	Rs./kWh
CVPF(Cumulative)	0.00	kCal/KG	AUL(DC)	0	%
LPSF(Cumulative)	0.00	Rs./KL	AUL(SG)	0.00000	%
Avg. LPL(Cumulative)	0.00	Rs./MT	GHR Actual(Cumulative)	0.00	kCal/kWh
CVSF(Cumulative)	0.00	kCal/Litre	AUX Actual(Cumulative)	0.00	%

Bill No. 603412998



NTPC Ltd.
NCR-Headquarters
R&D Building, Sector-24
Noida, UP 201301

Energy Bill **01.08.2018 - 31.08.2018**
Bill No. **603412998** Revision Bill
Date **01.05.2024**
Beneficiary **BSES YAMUNA POWER LTD .**
Station **Badarpur Thermal Power Station 1D**

Tariff Ref. **CERC Regulation 2014-19**

REA Ref.

REA Date

Regular Energy

SNo	Description	Unit	Rate	Current Amount	Already Claimed	Net Now Claimed
01	Capacity Charge(Monthly Basis)	Rs. Cr/Yr	528.13830	56,903,902	41,910,289	14,993,613
02	Energy Charges Coal	Rs./kWh	3.82900	163,569,102	163,569,102	0
03	Interest Charges Receivable	Rs. Lakhs	11.32108	1,132,108	1,132,108	0
Totals				221,605,112	206,611,499	14,993,613

Grand Total 14,993,613

Rupees (in words) **One Crore Forty-Nine Lakh Ninety-Three Thousand Six Hundred Thirteen Only**

REA Data - Regular Energy

Station Data			Beneficiary Data		
PAFN	59.290	%	SG Coal	42,718,491	kWh
NAPAF	85.00	%	Incentive Energy (Cum)	0	kWh
			Monthly Entitlement	18.9972700	%
			Cumulative Entitlement	37.9800000	%

Energy Charge Rate (ECR)

Coal	3.829	Rs/kWh	$\left\{ \frac{(GHR - SFC \times CVSF) + LPPF}{CVPF} + SFC \times LPSF \right\} \times \{100 / (100 - AUX)\}$		
Base Values			Month Values		
AUX	8.50	%	CVSF	9,508.44	kCal/Litre
GHR	2,675.75	kCal/kWh	LPPF	4,911.22	Rs./MT
SFC	0.50000	mL/kWh	CVPF	3,777.64	kCal/Kg
Incentive Rate	0.50	Rs/kWh	LPSF	61,233.19	Rs./KL
SFC_REV	0.00000	mL/kWh	$SFC_REV = \frac{(SFC + SFC_ACT)}{2}$ EC ADJUSTMENT ON ACTUAL = (ECR _N - ECR _A) x SG X 0.4		
SFC_ACT	0.31300	mL/kWh			
GHR_ACT	2,681.42	kCal/kWh			
AUX_ACT	9.23	%			

ED/CESS on APC

Total SG for Station	0	kWh	Cess Rate on APC	0.00	p/kWh
Colony Consumption	0	kWh	ED Rate on APC	0.00	p/kWh
Const./Commissioning Power	0	kWh	SG for Beneficiary	42,718,491	kWh
Total	0	kWh	Cess on APC for Beneficiary	0	Rs.
APC	0	kWh	ED on APC for Beneficiary	0	Rs.

Compensation Charges

Station Cumulative SG	0	kWh	Cumulative ECR(Normative)	0.000	Rs./kWh
Benef. En. Req(Below 85%)	0	kWh	Cumulative ECR(Actual)	0.000	Rs./kWh
Statio En. Req(Below 85%)	0	kWh	Cumulative ECR(DC)	0.000	Rs./kWh
LPPF(Cumulative)	0.00	Rs./MT	Cumulative ECR(SG)	0.000	Rs./kWh
CVPF(Cumulative)	0.00	kCal/KG	AUL(DC)	0	%
LPSF(Cumulative)	0.00	Rs./KL	AUL(SG)	0.00000	%
Avg. LPL(Cumulative)	0.00	Rs./MT	GHR Actual(Cumulative)	0.00	kCal/kWh
CVSF(Cumulative)	0.00	kCal/Litre	AUX Actual(Cumulative)	0.00	%



Bill No. 603412999

NTPC Ltd.
NCR-Headquarters
R&D Building, Sector-24
Noida, UP 201301

Energy Bill **01.09.2018 - 30.09.2018**
Bill No. **603412999** Revision Bill
Date **01.05.2024**
Beneficiary **BSES YAMUNA POWER LTD .**
Station **Badarpur Thermal Power Station 1D**

Tariff Ref. **CERC Regulation 2014-19**
REA Ref.
REA Date

Regular Energy

SNo	Description	Unit	Rate	Current Amount	Already Claimed	Net Now Claimed
01	Capacity Charge(Monthly Basis)	Rs. Cr/Yr	528.13830	58,469,986	43,063,725	15,406,261
02	Energy Charges Coal	Rs./kWh	3.95400	180,724,379	180,724,379	0
03	Interest Charges Receivable	Rs. Lakhs	4.30633	430,633	430,633	0
Totals				239,624,998	224,218,737	15,406,261

Grand Total 15,406,261

Rupees (in words) **One Crore Fifty-Four Lakh Six Thousand Two Hundred Sixty-One Only**

REA Data - Regular Energy

Station Data			Beneficiary Data		
PAFN	59.330	%	SG Coal	45,706,722	kWh
NAPAF	85.00	%	Incentive Energy (Cum)	0	kWh
			Monthly Entitlement	18.9692260	%
			Cumulative Entitlement	37.9800000	%

Energy Charge Rate (ECR)

Coal	3.954	Rs/kWh	$\left\{ \frac{(GHR - SFC \times CVSF) \times LPPF}{CVPF} + SFC \times LPSF \right\} \times \{100 / (100 - AUX)\}$		
Base Values			Month Values		
AUX	8.50	%	CVSF	9,526.58	kCal/Litre
GHR	2,675.75	kCal/kWh	LPPF	5,209.90	Rs./MT
SFC	0.50000	mL/kWh	CVPF	3,879.48	kCal/Kg
Incentive Rate	0.50	Rs/kWh	LPSF	61,772.39	Rs./KL
SFC_REV	0.00000	mL/kWh	$SFC_REV = \frac{(SFC + SFC_ACT)}{2}$ EC ADJUSTMENT ON ACTUAL = (ECR _N - ECR _A) x SG X 0.4		
SFC_ACT	0.31300	mL/kWh			
GHR_ACT	2,681.42	kCal/kWh			
AUX_ACT	9.23	%			

ED/CESS on APC

Total SG for Station	0	kWh	Cess Rate on APC	0.00	p/kWh
Colony Consumption	0	kWh	ED Rate on APC	0.00	p/kWh
Const./Commissioning Power	0	kWh	SG for Beneficiary	45,706,722	kWh
Total	0	kWh	Cess on APC for Beneficiary	0	Rs.
APC	0	kWh	ED on APC for Beneficiary	0	Rs.

Compensation Charges

Station Cumulative SG	0	kWh	Cumulative ECR(Normative)	0.000	Rs./kWh
Benef. En. Req(Below 85%)	0	kWh	Cumulative ECR(Actual)	0.000	Rs./kWh
Statio En. Req(Below 85%)	0	kWh	Cumulative ECR(DC)	0.000	Rs./kWh
LPPF(Cumulative)	0.00	Rs./MT	Cumulative ECR(SG)	0.000	Rs./kWh
CVPF(Cumulative)	0.00	kCal/KG	AUL(DC)	0	%
LPSF(Cumulative)	0.00	Rs./KL	AUL(SG)	0.00000	%
Avg. LPL(Cumulative)	0.00	Rs./MT	GHR Actual(Cumulative)	0.00	kCal/kWh
CVSF(Cumulative)	0.00	kCal/Litre	AUX Actual(Cumulative)	0.00	%

Bill No. 603413000



NTPC Ltd.
NCR-Headquarters
R&D Building, Sector-24
Noida, UP 201301

Energy Bill **01.10.2018 – 31.10.2018**
Bill No. **603413000** Revision Bill
Date **01.05.2024**
Beneficiary **BSES YAMUNA POWER LTD .**
Station **Badarpur Thermal Power Station 1D**

Tariff Ref. **CERC Regulation 2014-19**

REA Ref.

REA Date

Regular Energy

SNo	Description	Unit	Rate	Current Amount	Already Claimed	Net Now Claimed
01	Capacity Charge(Monthly Basis)	Rs. Cr/Yr	255.55079	27,739,144	20,430,155	7,308,989
02	Energy Charges Coal	Rs./kWh	2.01677	99,905,039	99,905,039	0
03	EC Adjustment on Actual	Rs./kWh	- 0.01080	-258,871	-258,871	0
04	Interest Charges Receivable	Rs. Lakhs	381.05183	38,105,183	38,105,183	0
Totals				165,490,495	158,181,506	7,308,989

Grand Total 7,308,989

Rupees (in words) **Seventy-Three Lakh Eight Thousand Nine Hundred Eighty-Nine Only**

REA Data - Regular Energy

Station Data			Beneficiary Data		
PAFN	59.260	%	SG Coal	11,598,164.032	kWh
NAPAF	85.00	%	Incentive Energy (Cum)	0	kWh
			Monthly Entitlement	18.9610620	%
			Cumulative Entitlement	37.9800000	%

Energy Charge Rate (ECR)					
Coal	4.168	Rs/kWh	$\left\{ \frac{\{GHR - SFC \times CVSF\} \times LPPF}{CVPF} + SFC \times LPSF \right\} \times 100 / (100 - AITX)$		
Base Values			Month Values		
AUX	8.50	%	CVSF	9,516.60	kCal/Litre
GHR	2,714.07	kCal/kWh	LPPF	5,448.37	Rs./MT
SFC	0.50000	mL/kWh	CVPF	3,901.97	kCal/Kg
Incentive Rate	0.50	Rs/kWh	LPSF	61,475.50	Rs./KL
SFC_REV	0.00000	mL/kWh	$SFC_REV = \frac{(SFC + SFC_ACT)}{2}$ <p>EC ADJUSTMENT ON ACTUAL = (ECR_N - ECR_A) x SG X 0.4</p>		
SFC_ACT	0.31300	mL/kWh			
GHR_ACT	2,681.42	kCal/kWh			
AUX_ACT	9.23	%			

ED/CESS on APC

Total SG for Station	0	kWh	Cess Rate on APC	0.00	p/kWh
Colony Consumption	0	kWh	ED Rate on APC	0.00	p/kWh
Const./Commissioning Power	0	kWh	SG for Beneficiary	11,598,164.032	kWh
Total	0	kWh	Cess on APC for Beneficiary	0	Rs.
APC	0	kWh	ED on APC for Beneficiary	0	Rs.

Compensation Charges

Station Cumulative SG	0	kWh	Cumulative ECR(Normative)	0.000	Rs./kWh
Benef. En. Req(Below 85%)	0	kWh	Cumulative ECR(Actual)	0.000	Rs./kWh
Statio En. Req(Below 85%)	0	kWh	Cumulative ECR(DC)	0.000	Rs./kWh
LPPF(Cumulative)	0.00	Rs./MT	Cumulative ECR(SG)	0.000	Rs./kWh
CVPF(Cumulative)	0.00	kCal/KG	AUL(DC)	0	%
LPSF(Cumulative)	0.00	Rs./KL	AUL(SG)	0.00000	%
Avg. LPL(Cumulative)	0.00	Rs./MT	GHR Actual(Cumulative)	0.00	kCal/kWh
CVSF(Cumulative)	0.00	kCal/Litre	AUX Actual(Cumulative)	0.00	%



Bill No. 603414418

NTPC Ltd.
NCR-Headquarters
R&D Building, Sector-24
Noida, UP 201301

Energy Bill 01.12.2018 – 31.12.2018
Bill No. 603414418 Revision Bill
Date 01.05.2024
Beneficiary BSES YAMUNA POWER LTD .
Station Badarpur Thermal Power Station 1D

Tariff Ref. CERC Regulation 2014-19

REA Ref.

REA Date

Regular Energy

SNo	Description	Unit	Rate	Current Amount	Already Claimed	Net Now Claimed
01	Interest Charges Receivable	Rs. Lakhs	5,722.06849	572,206,849	0	572,206,849
Totals				572,206,849	0	572,206,849

Grand Total 572,206,849

Rupees (in words) **Fifty-Seven Crore Twenty-Two Lakh Six Thousand Eight Hundred Forty-Nine Only**

REA Data - Regular Energy

Station Data			Beneficiary Data		
PAFN	0.000	%	SG Coal	0	kWh
NAPAF	0.00	%	Incentive Energy (Cum)	0	kWh
			Monthly Entitlement	0.0000000	%
			Cumulative Entitlement	0.0000000	%

Energy Charge Rate (ECR)		
Coal	0	Rs/kWh
$\left[\left\{ GHR - \left(SFC \times \frac{CVSF}{1000} \right) \right\} \times \frac{LPPF}{1000} \times \frac{1}{CVPF} \times \frac{100}{(100 - AUX)} \right]$		
Base Values		Month Values
AUX	0.00	%
GHR	0.00	kCal/kWh
SFC	0.00000	mL/kWh
Incentive Rate	0.00	Rs/kWh
		CVSF
		LPPF
		CVPF
		LPSF

ED/CESS on APC

Total SG for Station	0	kWh	Cess Rate on APC	0.00	p/kWh
Colony Consumption	0	kWh	ED Rate on APC	0.00	p/kWh
Const./Commissioning Power	0	kWh	SG for Beneficiary	0	kWh
Total	0	kWh	Cess on APC for Beneficiary	0	Rs.
APC	0	kWh	ED on APC for Beneficiary	0	Rs.

Compensation Charges

Station Cumulative SG	0	kWh	Cumulative ECR(Normative)	0.000	Rs./kWh
Benef. En. Req(Below 85%)	0	kWh	Cumulative ECR(Actual)	0.000	Rs./kWh
Statio En. Req(Below 85%)	0	kWh	Cumulative ECR(DC)	0.000	Rs./kWh
LPPF(Cumulative)	0.00	Rs./MT	Cumulative ECR(SG)	0.000	Rs./kWh
CVPF(Cumulative)	0.00	kCal/KG	AUL(DC)	0	%
LPSF(Cumulative)	0.00	Rs./KL	AUL(SG)	0.00000	%
Avg. LPL(Cumulative)	0.00	Rs./MT	GHR Actual(Cumulative)	0.00	kCal/kWh
CVSF(Cumulative)	0.00	kCal/Litre	AUX Actual(Cumulative)	0.00	%

FORM GST INVOICE-1

1. GSTIN 07AAACN0255D2ZZ
 2. Name Badarpur Thermal Powe
 3. Address BADARPUR, NEW DELHI-110044
 4. Serial No. of Invoice IS00000172
 5. Date of Invoice 01.05.2024

Details of Receiver (Billed to)

Name BSES YAMUNA POWER LTD .
 Address Opp. Karkardooma Court, Delhi,, 110092
 State DL
 State Code 07
 GSTIN / Unique ID 07AABCC8569N1Z0

Sr. No	Description of Goods	HSN	Qty.	Unit	Rate (Per item)	Total	Discount	Taxable Value	CGST		SGST		IGST	
									Rate	Amt	Rate	Amt	Rate	Amt
1	Electricity	27160000	1	NA	572,206,84	572,206,849	0	0	0	0	0	0	0	0
Total Invoice Value (Rs.) (In figure)						572,206,849								
Total Invoice Value (Rs.) (In Words)						Fifty-Seven Crore Twenty-Two Lakh Six Thousand Eight Hundred Forty-Nine Only								
Amount of Tax subject to Reverse Charges									0	0	0	0	0	0

**BLANK
PAGE**



NTPC Ltd.
NCR-Headquarters
R&D Building, Sector-24
Noida, UP -201301

CIN: L40101DL1975GOI007966

PAN NO.: AACN0255D

Invoice Summary

Ref: NTPC/COMMERCIAL/ENERGY BILL/06 2024

Send To: The Chief Executive Officer(BYPL),
Shakti Kiran Building,,
Opp. Karkardooma Court,
Delhi,
-110092.

Copy To: Manager (Power Procurement
Gp)

Beneficiary : BSES YAMUNA POWER LTD .

Invoice Date : 06.06.2024

Phone No : 011-39999402

Last Date of
Payment : 06.07.2024

Fax No : 011-39999403

S.N.	Station	From Date	To Date	Ref. Doc. No.	Rebatable Amount (A)	Non-rebatable Amount (B)	Total (A+B)
1	ANGPS_1E	01.10.2023	31.10.2023	603454082	287,730.00	0.00	287,730.00
2	ANGPS_1F	01.04.2024	30.04.2024	603428125	10,121.00	0.00	10,121.00
3	ANGPS_1F	01.05.2024	31.05.2024	603455181	5,303,428.00	0.00	5,303,428.00
4	AUGPS_1E	01.10.2023	31.10.2023	603454084	467,443.00	0.00	467,443.00
5	AUGPS_1E	01.12.2023	31.12.2023	603454086	7,565.00	0.00	7,565.00
6	AUGPS_1E	01.03.2024	31.03.2024	603452814	723,346.00	0.00	723,346.00
7	AUGPS_1F	01.04.2024	30.04.2024	603428126	14,186.00	0.00	14,186.00
8	AUGPS_1F	01.05.2024	31.05.2024	603455182	9,293,397.00	0.00	9,293,397.00
9	BTPS_1D	01.03.2019	31.03.2019	603452681	12,892,627.00	0.00	12,892,627.00
10	DADRITX_1F	01.05.2024	31.05.2024	603454494	3,588,467.00	0.00	3,588,467.00
11	DGPS_1E	01.10.2023	31.10.2023	603454085	499,229.00	0.00	499,229.00
12	DGPS_1E	01.12.2023	31.12.2023	603454087	5,245.00	0.00	5,245.00
13	DGPS_1F	01.04.2024	30.04.2024	603428127	18,496.00	0.00	18,496.00
14	DGPS_1F	01.05.2024	31.05.2024	603455183	8,871,689.00	0.00	8,871,689.00
15	FGTPS_1D	01.03.2016	31.03.2016	603426589	3,534.00	0.00	3,534.00
16	FGTPS_1D	01.03.2017	31.03.2017	603426591	171,820.00	0.00	171,820.00
17	FGTPS_1D	01.03.2018	31.03.2018	603426594	209,999.00	0.00	209,999.00
18	FGTPS_1D	01.03.2019	31.03.2019	603426596	161,426.00	0.00	161,426.00
19	FGTPS_1E	01.03.2024	31.03.2024	603427791	0.00	148,100.00	148,100.00
20	FGTPS_1E	01.03.2024	31.03.2024	603452815	49,526.00	0.00	49,526.00
21	FGTPS_1E	01.03.2024	31.03.2024	603452816	49,526.00	0.00	49,526.00
22	FGTPS_1F	01.04.2024	30.04.2024	603428128	3,262.00	0.00	3,262.00
23	FGTPS_1F	01.04.2024	30.04.2024	603439465	17,622.00	0.00	17,622.00
24	FGTPS_1F	01.05.2024	31.05.2024	603455184	16,751,077.00	0.00	16,751,077.00
25	FGTPS_2E	01.03.2024	31.03.2024	603427792	0.00	512,306.00	512,306.00
26	FGTPS_2F	01.04.2024	30.04.2024	603428129	6,394.00	0.00	6,394.00
27	FGTPS_2F	01.04.2024	30.04.2024	603439466	47,151.00	0.00	47,151.00
28	FGTPS_2F	01.05.2024	31.05.2024	603455185	27,103,758.00	0.00	27,103,758.00
29	FGTPS_3D	01.03.2015	31.03.2015	603426586	1,172,926.00	0.00	1,172,926.00

Bank Details: Current Account No. NTPCCC1003BYPL, State Bank of India, 5th Floor, Redfort Capital, Parsvnath Towers, Bhai Veer Singh Marg, Gole Market, New Delhi- 110001; IFSC CODE : SBIN0017313; SWIFT CODE : SBININBB824; BRANCH CODE :17313.

111,14,47,866	35,88,467	22,77,315	1,28,92,627	109,26,89,457
(contd)	(contd)	(contd)	(contd)	(contd)
8700700	8700639	8700638	8700637	
06/06/2024	06/06/2024	06/06/2024	06/06/2024	
5402491	5402490	5402488	5402487	

E & O.E.
For & on behalf of NTPC Limited

Rupees (in Words) : One Hundred Thirty-One Crore Ten Lakh Fifteen Thousand Six Hundred Fourteen Only

S.N	Station	From Date	To Date	Total (Rs.)	Retainable Amount	Non-retainable Amount (B)	Total (A+B)
227	SS1PS_H	01.05.2024	31.05.2024	141,455,100	113,518,316.00	0.00	113,518,316.00
228	SS1PS_H	01.04.2024	30.04.2024	140,019,407	202,178.00	0.00	202,178.00
229	SS1PS_H	01.04.2024	30.04.2024	141,470,100	9,820.00	0.00	9,820.00
					1,071,452,717.00	37,995,149.00	1,111,447,866.00
						0.00	114,518,328.00
						0.00	262,178.00
						0.00	39,820.00
							37,995,149.00
							1,111,447,866.00
							209,393,275.00
							3,795,527.00
							1,311,015,614.00

2nd 15th Devised.
2nd Month.

8



Bill No. 603452681

NTPC Ltd.
NCR-Headquarters
R&D Building, Sector-24
Noida, UP 201301

Energy Bill 01.03.2019 – 31.03.2019
Bill No. 603452681 Revision Bill
Date 03.06.2024
Beneficiary BSES YAMUNA POWER LTD .
Station Badarpur Thermal Power Station 1D

Tariff Ref. CERC Regulation 2014-19

REA Ref.

REA Date

Regular Energy

SNo	Description	Unit	Rate	Current Amount	Already Claimed	Net Now Claimed
01	Interest Charges Receivable	Rs. Lakhs	70.92241	7,092,241	7,092,241	0
02	Capital Spare	Rs. Cr.	13.57833	25,785,255	12,892,628	12,892,627
Totals				32,877,496	19,984,869	12,892,627

Grand Total

12,892,627

Rupees (in words) **One Crore Twenty-Eight Lakh Ninety-Two Thousand Six Hundred Twenty-Seven Only**

REA Data - Regular Energy

Station Data			Beneficiary Data		
PAFN	0.000	%	SG Coal	0	kWh
NAPAF	85.00	%	Incentive Energy (Cum)	0	kWh
			Monthly Entitlement	0.0000000	%
			Cumulative Entitlement	18.9900000	%

Energy Charge Rate (ECR)		
Coal	0	Rs/kWh

$$\left[\left\{ GHR - \left(SFC \times \frac{CVSF}{1000} \right) \right\} \times \frac{LPPF}{1000} \times \frac{1}{CVPF} \times \frac{100}{(100 - AUX)} \right]$$

Base Values			Month Values		
AUX	0.00	%	CVSF	0.00	kCal/Litre
GHR	0.00	kCal/kWh	LPPF	0.00	Rs./MT
SFC	0.00000	mL/kWh	CVPF	0.00	kCal/Kg
Incentive Rate	0.00	Rs/kWh	LPSF	0.00	Rs./KL

ED/CESS on APC

Total SG for Station	0	kWh	Cess Rate on APC	0.00	p/kWh
Colony Consumption	0	kWh	ED Rate on APC	0.00	p/kWh
Const./Commissioning Power	0	kWh	SG for Beneficiary	0	kWh
Total	0	kWh	Cess on APC for Beneficiary	0	Rs.
APC	0	kWh	ED on APC for Beneficiary	0	Rs.

Compensation Charges

Station Cumulative SG	0	kWh	Cumulative ECR(Normative)	0.000	Rs./kWh
Benef. En. Req(Below 85%)	0	kWh	Cumulative ECR(Actual)	0.000	Rs./kWh
Statio En. Req(Below 85%)	0	kWh	Cumulative ECR(DC)	0.000	Rs./kWh
LPPF(Cumulative)	0.00	Rs./MT	Cumulative ECR(SG)	0.000	Rs./kWh
CVPF(Cumulative)	0.00	kCal/KG	AUL(DC)	0	%
LPSF(Cumulative)	0.00	Rs./KL	AUL(SG)	0.00000	%
Avg. LPL(Cumulative)	0.00	Rs./MT	GHR Actual(Cumulative)	0.00	kCal/kWh
CVSF(Cumulative)	0.00	kCal/Litre	AUX Actual(Cumulative)	0.00	%

FORM GST INVOICE-1

1. GSTIN 07AAACN0255D2ZZ
 2. Name Badarpur Thermal Powe
 3. Address BADARPUR, NEW DELHI-110044
 4. Serial No. of Invoice IS00000294
 5. Date of Invoice 03.06.2024

Details of Receiver (Billed to)

Name BSES YAMUNA POWER LTD .
 Address Opp. Karkardooma Court, Delhi,,110092
 State DL
 State Code 07
 GSTIN / Unique ID 07AABCC8569N1Z0

Sr. No	Description of Goods	HSN	Qty.	Unit	Rate (Per item)	Total	Discount	Taxable Value	CGST		SGST		IGST	
									Rate	Amt	Rate	Amt	Rate	Amt
1	Electricity	27160000	1	NA	12,892,627	12,892,627	0	0	0	0	0	0	0	0
Total Invoice Value (Rs.) (In figure)						12,892,627								
Total Invoice Value (Rs.) (In Words)						One Crore Twenty-Eight Lakh Ninety-Two Thousand Six Hundred Twenty-Seven Only								
Amount of Tax subject to Reverse Charges									0	0	0	0	0	0

**BLANK
PAGE**



NTPC Ltd.
NCR-Headquarters
R&D Building, Sector-24
Noida, UP -201301

CIN: L40101DL1975GOI007966

PAN NO.: AAACN0255D

Invoice Summary

Ref: NTPC/COMMERCIAL/ENERGY BILL/07 2024

Send To: **The Chief Executive Officer(BYPL),
Shakti Kiran Building,,
Opp. Karkardooma Court,
Delhi,
-110092.**

Copy To: **Manager (Power Procurement
Gp)**

Beneficiary : **BSES YAMUNA POWER LTD .**

Invoice Date : **04.07.2024**

Phone No : **011-39999402**

Last Date of
Payment : **03.08.2024**

Fax No : **011-39999403**

S.N.	Station	From Date	To Date	Ref. Doc. No.	Rebatable Amount (A)	Non-rebatable Amount (B)	Total (A+B)
1	ANGPS_1E	01.04.2023	30.04.2023	603486513	11.00	0.00	11.00
2	ANGPS_1E	01.05.2023	31.05.2023	603486520	11.00	0.00	11.00
3	ANGPS_1E	01.06.2023	30.06.2023	603486528	11.00	0.00	11.00
4	ANGPS_1E	01.07.2023	31.07.2023	603479230	11.00	0.00	11.00
5	ANGPS_1E	01.08.2023	31.08.2023	603479237	11.00	0.00	11.00
6	ANGPS_1E	01.09.2023	30.09.2023	603479244	11.00	0.00	11.00
7	ANGPS_1E	01.10.2023	31.10.2023	603479252	11.00	0.00	11.00
8	ANGPS_1E	01.11.2023	30.11.2023	603479259	11.00	0.00	11.00
9	ANGPS_1E	01.12.2023	31.12.2023	603479266	11.00	0.00	11.00
10	ANGPS_1E	01.01.2024	31.01.2024	603479273	11.00	0.00	11.00
11	ANGPS_1E	01.02.2024	29.02.2024	603479280	11.00	0.00	11.00
12	ANGPS_1E	01.03.2024	31.03.2024	603479287	11.00	0.00	11.00
13	ANGPS_1E	01.03.2024	31.03.2024	603486537	20,789.00-	0.00	20,789.00-
14	ANGPS_1F	01.04.2024	30.04.2024	603485110	4,130.00-	0.00	4,130.00-
15	ANGPS_1F	01.05.2024	31.05.2024	603485116	5,943.00	0.00	5,943.00
16	ANGPS_1F	01.06.2024	30.06.2024	603489618	5,932,951.00	0.00	5,932,951.00
17	AUGPS_1E	01.04.2023	30.04.2023	603486514	18.00	0.00	18.00
18	AUGPS_1E	01.05.2023	31.05.2023	603486521	18.00	0.00	18.00
19	AUGPS_1E	01.06.2023	30.06.2023	603486529	18.00	0.00	18.00
20	AUGPS_1E	01.07.2023	31.07.2023	603479231	18.00	0.00	18.00
21	AUGPS_1E	01.08.2023	31.08.2023	603479238	18.00	0.00	18.00
22	AUGPS_1E	01.09.2023	30.09.2023	603479246	18.00	0.00	18.00
23	AUGPS_1E	01.10.2023	31.10.2023	603479253	18.00	0.00	18.00
24	AUGPS_1E	01.11.2023	30.11.2023	603479260	18.00	0.00	18.00
25	AUGPS_1E	01.12.2023	31.12.2023	603479267	18.00	0.00	18.00
26	AUGPS_1E	01.01.2024	31.01.2024	603479274	18.00	0.00	18.00
27	AUGPS_1E	01.02.2024	29.02.2024	603479281	18.00	0.00	18.00
28	AUGPS_1E	01.03.2024	31.03.2024	603479288	18.00	0.00	18.00
29	AUGPS_1E	01.03.2024	31.03.2024	603486538	21,523.00-	0.00	21,523.00-
30	AUGPS_1F	01.04.2024	30.04.2024	603485111	4,386.00-	0.00	4,386.00-

Bank Details: Current Account No. **NTPCCC1003BYPL**, State Bank of India, 5th Floor, Redfort Capital, Parsvnath Towers, Bhai Veer Singh Marg, Gole Market, New Delhi- 110001; IFSC CODE : **SBIN0017313**; SWIFT CODE : **SBININBB824**; BRANCH CODE : **17313**.

S.N.	Station	From Date	To Date	Ref. Doc. No.	Rebatable Amount (A)	Non-rebatable Amount (B)	Total (A+B)
31	AUGPS_1F	01.05.2024	31.05.2024	603485117	9,723.00	0.00	9,723.00
32	AUGPS_1F	01.06.2024	30.06.2024	603489619	11,532,668.00	0.00	11,532,668.00
33	BTPS_1D	01.03.2019	31.03.2019	603486509	12,892,628.00	0.00	12,892,628.00
34	DGPS_1E	01.04.2023	30.04.2023	603486515	23.00	0.00	23.00
35	DGPS_1E	01.05.2023	31.05.2023	603486522	23.00	0.00	23.00
36	DGPS_1E	01.06.2023	30.06.2023	603486530	23.00	0.00	23.00
37	DGPS_1E	01.07.2023	31.07.2023	603479232	23.00	0.00	23.00
38	DGPS_1E	01.08.2023	31.08.2023	603479239	23.00	0.00	23.00
39	DGPS_1E	01.09.2023	30.09.2023	603479247	23.00	0.00	23.00
40	DGPS_1E	01.10.2023	31.10.2023	603479254	23.00	0.00	23.00
41	DGPS_1E	01.11.2023	30.11.2023	603479261	23.00	0.00	23.00
42	DGPS_1E	01.12.2023	31.12.2023	603479268	23.00	0.00	23.00
43	DGPS_1E	01.01.2024	31.01.2024	603479275	23.00	0.00	23.00
44	DGPS_1E	01.01.2024	31.01.2024	603486534	157,015.00	0.00	157,015.00
45	DGPS_1E	01.02.2024	29.02.2024	603479282	12,814.00	0.00	12,814.00
46	DGPS_1E	01.03.2024	31.03.2024	603479289	22.00	0.00	22.00
47	DGPS_1E	01.03.2024	31.03.2024	603486539	8,509.00-	0.00	8,509.00-
48	DGPS_1F	01.04.2024	30.04.2024	603485112	6,128.00-	0.00	6,128.00-
49	DGPS_1F	01.04.2024	30.04.2024	603486542	84.00-	0.00	84.00-
50	DGPS_1F	01.05.2024	31.05.2024	603485118	12,271.00	0.00	12,271.00
51	DGPS_1F	01.06.2024	30.06.2024	603489620	10,167,376.00	0.00	10,167,376.00
52	FGTPS_1D	01.03.2016	31.03.2016	603486506	3,534.00	0.00	3,534.00
53	FGTPS_1D	01.03.2017	31.03.2017	603486507	171,820.00	0.00	171,820.00
54	FGTPS_1D	01.03.2018	31.03.2018	603486508	209,999.00	0.00	209,999.00
55	FGTPS_1D	01.03.2019	31.03.2019	603486510	161,426.00	0.00	161,426.00
56	FGTPS_1E	01.05.2023	31.05.2023	603486523	99,511.00-	0.00	99,511.00-
57	FGTPS_1E	01.06.2023	30.06.2023	603486531	261,439.00	0.00	261,439.00
58	FGTPS_1E	01.07.2023	31.07.2023	603479233	189,564.00	0.00	189,564.00
59	FGTPS_1E	01.08.2023	31.08.2023	603479240	329,357.00	0.00	329,357.00
60	FGTPS_1E	01.09.2023	30.09.2023	603479248	98,209.00-	0.00	98,209.00-
61	FGTPS_1E	01.10.2023	31.10.2023	603479255	659,181.00-	0.00	659,181.00-
62	FGTPS_1E	01.11.2023	30.11.2023	603479262	283,562.00-	0.00	283,562.00-
63	FGTPS_1E	01.12.2023	31.12.2023	603479269	68,964.00-	0.00	68,964.00-
64	FGTPS_1E	01.01.2024	31.01.2024	603479276	221,899.00	0.00	221,899.00
65	FGTPS_1E	01.02.2024	29.02.2024	603479283	489,780.00-	0.00	489,780.00-
66	FGTPS_1E	01.03.2024	31.03.2024	603479290	180,855.00-	0.00	180,855.00-
67	FGTPS_1E	01.03.2024	31.03.2024	603486540	82,150.00-	0.00	82,150.00-
68	FGTPS_1F	01.05.2024	31.05.2024	603485119	3,236.00	0.00	3,236.00
69	FGTPS_1F	01.06.2024	30.06.2024	603489621	16,116,089.00	0.00	16,116,089.00
70	FGTPS_2E	01.04.2023	30.04.2023	603486516	51,800.00	0.00	51,800.00
71	FGTPS_2E	01.05.2023	31.05.2023	603486524	12.00	0.00	12.00
72	FGTPS_2E	01.06.2023	30.06.2023	603486532	949,131.00	0.00	949,131.00
73	FGTPS_2E	01.07.2023	31.07.2023	603479234	707,109.00	0.00	707,109.00
74	FGTPS_2E	01.08.2023	31.08.2023	603479241	1,031,484.00	0.00	1,031,484.00
75	FGTPS_2E	01.09.2023	30.09.2023	603479249	604,691.00	0.00	604,691.00
76	FGTPS_2E	01.10.2023	31.10.2023	603479256	1,194,727.00-	0.00	1,194,727.00-
77	FGTPS_2E	01.11.2023	30.11.2023	603479263	187,040.00-	0.00	187,040.00-
78	FGTPS_2E	01.12.2023	31.12.2023	603479270	11,218.00-	0.00	11,218.00-
79	FGTPS_2E	01.01.2024	31.01.2024	603479277	37,339.00-	0.00	37,339.00-

S.N.	Station	From Date	To Date	Ref. Doc. No.	Rebatable Amount (A)	Non-rebatable Amount (B)	Total (A+B)
276	RHTPS_3E	01.12.2023	31.12.2023	803485503	53.00	0.00	53.00
277	RHTPS_3E	01.01.2024	31.01.2024	803485502	53.00	0.00	53.00
278	RHTPS_3E	01.02.2024	29.02.2024	803485500	53.00	0.00	53.00
279	RHTPS_3E	01.03.2024	31.03.2024	803485498	52.00	0.00	52.00
280	RHTPS_3E	01.03.2024	31.03.2024	803486406	1,598,522.00	0.00	1,598,522.00
281	RHTPS_3F	01.05.2024	31.05.2024	803485105	28,559.00	0.00	28,559.00
282	RHTPS_3F	01.06.2024	30.06.2024	803489613	108,644,617.00	0.00	108,644,617.00
283	SSHPS_1C	01.08.2024	30.06.2024	803489015	0.00	0.00	0.00
284	SSTPS_1E	01.04.2023	30.04.2023	803486517	75.00	0.00	75.00
285	SSTPS_1E	01.05.2023	31.05.2023	803486525	75.00	0.00	75.00
286	SSTPS_1E	01.06.2023	30.06.2023	803486533	75.00	0.00	75.00
287	SSTPS_1E	01.07.2023	31.07.2023	803485801	74.00	0.00	74.00
288	SSTPS_1E	01.08.2023	31.08.2023	803485603	74.00	0.00	74.00
289	SSTPS_1E	01.09.2023	30.09.2023	803485605	74.00	0.00	74.00
290	SSTPS_1C	01.10.2023	31.10.2023	803485807	74.00	0.00	74.00
291	SSTPS_1E	01.11.2023	30.11.2023	803485609	74.00	0.00	74.00
292	SSTPS_1E	01.12.2023	31.12.2023	803485811	74.00	0.00	74.00
293	SSTPS_1E	01.01.2024	31.01.2024	803485613	74.00	0.00	74.00
294	SSTPS_1E	01.02.2024	29.02.2024	803485615	73.00	0.00	73.00
295	SSTPS_1E	01.03.2024	31.03.2024	803485618	72.00	0.00	72.00
296	SSTPS_1E	01.03.2024	31.03.2024	803485108	4,765,277.00	0.00	4,765,277.00
297	SSTPS_1F	01.05.2024	31.05.2024	803485123	39,507.00	0.00	39,507.00
298	SSTPS_1F	01.06.2024	30.06.2024	803489626	110,745,365.00	0.00	110,745,365.00
Total (Rs.)					1,023,069,016.00	0.00	1,023,069,016.00

2nd Instalment Adj. against Invoice 05 June 2024

750,105.00

3rd Instalment Adj. against Invoice 05 May 2024

203,363,275.00

1st Instalment Adj. against Invoice 03 July 2024

8,436,201.00

Net Amount Payable

1,218,755,197.00

Rupees (In Words) One Hundred Twenty-One Crore Eighty-Seven Lakh Fifty-Five Thousand One Hundred Ninety-Seven Only

E. & O.E.


 For & on behalf of NTPC Limited



Bill No. 603486509

NTPC Ltd.
NCR-Headquarters
R&D Building, Sector-24
Noida, UP 201301

Energy Bill **01.03.2019 - 31.03.2019**
Bill No. **603486509** Revision Bill
Date **01.07.2024**
Beneficiary **BSES YAMUNA POWER LTD .**
Station **Badarpur Thermal Power Station 1D**

Tariff Ref. **CERC Regulation 2014-19**

REA Ref.

REA Date

Regular Energy

SNo	Description	Unit	Rate	Current Amount	Already Claimed	Net Now Claimed
01	Interest Charges Receivable	Rs. Lakhs	70.92241	7,092,241	7,092,241	0
02	Capital Spare	Rs. Cr.	20.36750	38,677,883	25,785,255	12,892,628
Totals				45,770,124	32,877,496	12,892,628

Grand Total 12,892,628

Rupees (in words) **One Crore Twenty-Eight Lakh Ninety-Two Thousand Six Hundred Twenty-Eight Only**

REA Data - Regular Energy

Station Data			Beneficiary Data		
PAFN	0.000	%	SG Coal	0	kWh
NAPAF	85.00	%	Incentive Energy (Cum)	0	kWh
			Monthly Entitlement	0.0000000	%
			Cumulative Entitlement	18.9900000	%

Energy Charge Rate (ECR)					
Coal	0	Rs/kWh	$\left[\left\{ GHR - \left(SFC \times \frac{CVSF}{1000} \right) \right\} \times \frac{LPPF}{1000} \times \frac{1}{CVPF} \times \frac{100}{(100 - AUX)} \right]$		
Base Values			Month Values		
AUX	0.00	%	CVSF	0.00	kCal/Litre
GHR	0.00	kCal/kWh	LPPF	0.00	Rs./MT
SFC	0.00000	mL/kWh	CVPF	0.00	kCal/Kg
Incentive Rate	0.00	Rs/kWh	LPSF	0.00	Rs./KL

ED/CESS on APC

Total SG for Station	0	kWh	Cess Rate on APC	0.00	p/kWh
Colony Consumption	0	kWh	ED Rate on APC	0.00	p/kWh
Const./Commissioning Power	0	kWh	SG for Beneficiary	0	kWh
Total	0	kWh	Cess on APC for Beneficiary	0	Rs.
APC	0	kWh	ED on APC for Beneficiary	0	Rs.

Compensation Charges

Station Cumulative SG	0	kWh	Cumulative ECR(Normative)	0.000	Rs./kWh
Benef. En. Req(Below 85%)	0	kWh	Cumulative ECR(Actual)	0.000	Rs./kWh
Statio En. Req(Below 85%)	0	kWh	Cumulative ECR(DC)	0.000	Rs./kWh
LPPF(Cumulative)	0.00	Rs./MT	Cumulative ECR(SG)	0.000	Rs./kWh
CVPF(Cumulative)	0.00	kCal/KG	AUL(DC)	0	%
LPSF(Cumulative)	0.00	Rs./KL	AUL(SG)	0.00000	%
Avg. LPL(Cumulative)	0.00	Rs./MT	GHR Actual(Cumulative)	0.00	kCal/kWh
CVSF(Cumulative)	0.00	kCal/Litre	AUX Actual(Cumulative)	0.00	%

FORM GST INVOICE-1

1. GSTIN 07AAACN0255D2ZZ
 2. Name Badarpur Thermal Powe
 3. Address BADARPUR, NEW DELHI-110044
 4. Serial No. of Invoice IS00000297
 5. Date of Invoice 01.07.2024

Details of Receiver (Billed to)

Name BSES YAMUNA POWER LTD .
 Address Opp. Karkardooma Court, Delhi,,110092
 State DL
 State Code 07
 GSTIN / Unique ID 07AABCC8569N1Z0

Sr. No	Description of Goods	HSN	Qty.	Unit	Rate (Per item)	Total	Disco unt	Taxabl e Value	CGST		SGST		IGST	
									Rate	Amt	Rate	Amt	Rate	Amt
1	Electricity	27160000	1	NA	12,892,628	12,892,628	0	0	0	0	0	0	0	0
Total Invoice Value (Rs.) (In figure)						12,892,628								
Total Invoice Value (Rs.) (In Words)						One Crore Twenty-Eight Lakh Ninety-Two Thousand Six Hundred Twenty-Eight Only								
Amount of Tax subject to Reverse Charges									0	0	0	0	0	0

**BLANK
PAGE**